



# PRODUCT CATALOG



2025

# MAKE THEM A

# DAY-ONE PRO



## PREMIUM RESULTS, EVEN IN THE HANDS OF A BEGINNER.

**No complicated controls, just a consistent, quality clean. Every time.**

When turnover hits 200% or more, the last thing you want is to spend hours training new people.

**From small offices to huge campuses**

We design our equipment with speed and efficiency in mind. Whether you're vacuuming a small space with an upright or cleaning a large one with a ride-on, Tornado products help you get it done faster and easier.

**Set your team up with the equipment they need to succeed. Contact your local sales representative to discuss solutions to your cleaning and labor challenges today.**

## TABLE OF CONTENTS

06

TOUCHLESS  
CLEANER

10

AUTOMATIC  
SCRUBBERS

22

VACUUMS

34

WET/DRY  
VACUUMS

38

EXTRACTORS

50

FLOOR  
MACHINES &  
BURNISHERS

56

SWEEPERS

60

BLOWERS

64

JUMBO  
VACUUMS

68

SPECIALTY  
UNITS

72

PADS, BRUSHES &  
CHEMICALS

# NEW PRODUCT SPOTLIGHT



3 new vacuum models powered by 1 new interchangeable battery system  
See Pages 24 - 25



**ZEPHYR**  
Cordless Backpack Vacuum



**TEMPEST**  
Cordless Carpet Sweeper Vac



**STRIKE**  
Cordless Upright Vacuum with Tools



**MICROBURST  
ULTRA-COMPACT  
SCRUBBER**  
See Page 12



**TOUCHLESS  
CLEANER™**  
See Page 09

**BD 26/20 & 30/20  
WALK-BEHIND  
DISK SCRUBBERS**  
See Page 17



**TORRENT 28 & 43  
WALK-BEHIND  
BATTERY SWEEPERS**  
See Page 59



# TOUCHLESS CLEANER



## CLEANER. FASTER. EASIER. BETTER FOR BUSINESS.

Don't let dirty restrooms drive customers - and employees - away. Stop using unsanitary cleaning methods that move dirt and germs around without extracting them from the environment. Suction them up - in about a third of the cleaning time of traditional methods. A cleaner, safer facility helps attract more visitors, improve customer reviews, and reduce employee turnover, all leading to increased profit!



## TOUCHLESS CLEANER



**DISINFECT  
AGITATE  
RINSE  
EXTRACT**

### TORNADO TOUCHLESS CLEANER™

Did you know that much of your business success depends on clean restrooms? Research shows 56% of visitors say dirty restrooms cause them to think poorly of a business. But cleaning restrooms is time-consuming. And nobody wants to touch the job.

Tornado Touchless Cleaner makes it quick and easy to clean, disinfect and remove odor in four easy steps. Just Disinfect, Agitate, Rinse and Extract (D.A.R.E.).

- #1 motor in the industry – an exclusive air watt motor designed for wet pickup
- Simple controls
- Sealed bearings to protect against water damage
- Low amp draw
- Easy access to pump and vacuum for routine maintenance on-site
- Auto shutoff for low water level
- Adjustable PSI for cleaning sensitive equipment
- Available accessories for soft surface use
- Industry-leading warranty (4 years parts/2 years labor)
- Stores all tools and chemicals on board
- Large 12" rear wheels and handle-mounted transport wheels



SPECS	
Item #	TP490-G15-U
PRODUCT DIMENSIONS (LxWxH)	36.5" x 23.5" x 45.5"
PRODUCT WEIGHT	152 lbs
SOLUTION TANK CAPACITY	15 gal
RECOVERY TANK CAPACITY	15 gal
SEALED VAC LIFT	125"
CFM	133
SOLUTION PUMP	Adjustable up to 500 psi
SOLUTION HOSE LENGTH	40'
VAC HOSE LENGTH	25' crush-proof/5-15' stretch
MOTOR	13.3 A/1591 W
POWER CORD	25'
POWER SUPPLY	120 V
GFCI	Inline

Warranty: 4 yrs Parts/10 yrs Roto/2 yrs Labor

REPLACEMENTS	
Items	Part #
Combo Brush/Squeegee Head	TOR-RHF
Double Bend Wand	CT7
Spray Gun	TOR-RSW
Chemical Metering Kit	RC1034
High Pressure Hose	RC1051.1
Chemical Injector System	RC1045
Hose (25' crush proof/5-15' stretch)	RC1018
Chemical Holder Lid	RC1005
Power Cord (25' w/ inline GFCI)	RC1001

ACCESSORIES	
Items	Part #
Carpet Hose	1504WDSI-HP
Standard 2-Piece Carpet Wand	PFX-2PC
Deluxe Carpet Wand	WW1000-2
Squeegee Head w/o Brush	R1014

See pg. 75 for Chemicals



#### Serviceability

Featuring a clamshell design to access internal components and easy-access rear pump panel for reduced downtime for repairs.



#### Variable Spray Gun

Low-pressure spray for applying cleaning solution and high-pressure spray for rinsing away dirt and germs.



#### 1-Gallon Chemical Holder

Convenient chemical holder designed to work with all one-gallon chemical bottle shapes and a chemical metering system.



#### User Control Panel

Intuitive controls placed at user-level for easy access.

# AUTOMATIC SCRUBBERS

 **TORNADO**  
VORTEX 9

---

## CLEANING MADE UNCOMPLICATED.

Upgrade your cleaning efficiency with Tornado's range of automatic scrubbers. Streamline your operations with our versatile products, effortlessly transitioning between surfaces. Our low-profile equipment cleans in multiple directions for better results with less work, while our walk-behind, stand-on and rider models allow a single employee to clean a larger area in less time.

## AUTOMATIC SCRUBBERS



### MICROBURST ULTRA-COMPACT SCRUBBER

The Tornado Microburst Ultra-Compact Scrubber provides powerful cleaning in a lightweight, maneuverable package. Dual counter-rotating brushes and an efficient vacuum and squeegee system ensure thorough cleaning and water removal. Ideal for tight spaces, the Microburst provides 360° maneuverability, making it the perfect upgrade from a mop and bucket for superior, efficient floor care.

- Rechargeable Lithium Iron Phosphate battery provides up to 2 hours of run time
- Proven safety with an ETL listed machine, battery and charger
- Dual speed functionality allowing for effective cleaning of a variety of hard floor types and for extended battery life in ECO mode
- Standard brushes included with unit; additional pad and brush options available
- Battery (part # MB027) sold separately; charger included with machine


SPECS	
Item #	TS040-W17-U
PRODUCT DIMENSIONS (LxWxH)	17.9" x 13.9" x 46.8"
PRODUCT WEIGHT	40 lbs
CLEANING PATH	17.5"
BRUSH TYPE	(2) 8.5" Standard Brushes
PRODUCTIVITY (sq ft/hr)	19,000
DOWN PRESSURE	45 lbs
SOLUTION TANK CAPACITY	1.3 gal
RECOVERY TANK CAPACITY	2.1 gal
SOUND LEVEL dB(A)	67
"BRUSH SPEED (ECO/Power Mode)"	365/435 RPM
POWER SUPPLY (V/Ah)	36 V/8 Ah
BATTERY TYPE	Lithium Iron Phosphate
BATTERY RUN TIME (REG/ECO Mode)	1.5 hrs/2 hrs
BATTERY CHARGE TIME	3 hrs
APPROVALS	cETLus

Warranty: 2 yrs Parts/2 yrs Labor /1 yr Battery  
See pg. 21 for battery warranty



### Safer, Long-Lasting Battery

Advantages of Lithium Iron Phosphate batteries include: extended longevity and cycle life with the ability to withstand a large number of charge/discharge cycles, and enhanced thermal stability and safety with a reduced risk of overheating.



### Easy Maintenance

The magnetically-mounted brushes and quick-release squeegee can be removed in seconds, allowing for swift and easy cleaning and maintenance.



### Intuitive Controls

The electronic control panel is simple to operate, with all the functions of the machine immediately accessible including power, brush, vacuum, solution flow, ECO mode, and battery charge indicator.

REPLACEMENTS	
Items	Part #
Standard Brush Set	TMS028
Squeegee Set	TMS032
Battery Charger	TMS033
ACCESSORIES	
Battery	MB027
Oil Resistant Squeegee Set	TMS037
Soft Brush Set Clear	TMS041
Hard Brush Set Black	TMS042
Pad Driver Set	TMS043
Pad Driver Set (for TMS035 only)	TMS034
Mop Pad Set (Must purchase w/ part# TMS034)	TMS035
White Soft Pads 10 pk (For use w/ part# TMS043)	TMSSP
Red Medium Pads 10 pk (For use w/ part# TMS043)	TMSMP
Blue Hard Pads 10 pk (For use w/ part# TMS043)	TMSHP



### VORTEX MULTI-SURFACE SCRUBBERS


The versatile Vortex Multi-Surface Scrubbers effectively clean virtually any hard or soft surface, including hard, uneven floors like tile, VCT and concrete, soft floors like rubber sports mats, entrance mats and commercial carpet, and even escalators! Utilizing counter-rotating cylindrical brushes to scrub and lift dirt and water onto a rotating recovery drum, these low-moisture scrubbers remove dirt and debris that pads just pass over, leaving floors clean and dry in no time.

- Available in 9", 13", and 18" sizes
- 650 RPM brush speed is up to four times greater than comparable disk scrubbers
- Easily removable solution and recovery tanks for fast filling, emptying and cleaning
- Unit includes set of standard brushes



### Low Moisture

The cylindrical brush technology of the Vortex utilizes 30% less water than disk scrubbers, resulting in cost savings on chemicals and water, and minimizing moisture that leads to mold, bacteria and allergens.



### Brush Options

Brushes can be easily changed to best suit your floor type; in addition to the standard/all-purpose brushes provided, optional brushes are available for hard floors, soft floors and edge cleaning.



### Low-Profile Design

Compact, low-profile design allows the Vortex to clean hard to reach areas in kitchens, bathrooms and other tight spaces a standard scrubber just can't fit.

## AUTOMATIC SCRUBBERS

SPECS			
Model Item #	Vortex 9 TS050-W09-U	Vortex 13 TS050-W13-U	Vortex 18 TS050-W18-U
PRODUCT DIMENSIONS (LxWxH)	15"x14"x43"	15"x17"x43"	15"x22"x43"
PRODUCT WEIGHT	47 lbs	58 lbs	68 lbs
CLEANING PATH	9"	13"	18"
BRUSH TYPE	2, counter-rotating cylindrical	2, counter-rotating cylindrical	2, counter-rotating cylindrical
PRODUCTIVITY (sq ft/hr)	2,691	3,775	4,844
SOLUTION TANK CAPACITY	1 gal	1 gal	1 gal
RECOVERY TANK CAPACITY	0.5 gal	0.75 gal	1 gal
SOUND LEVEL dB(A)	69	69	71
SPEED (RPM)	650	650	650
CORD LENGTH	40'	40'	40'
BRUSH MOTOR	750 W	950 W	1150 W
PUMP MOTOR	26 W	26 W	26 W
REPLACEMENTS			
	Vortex 9	Vortex 13	Vortex 18
Standard Brushes (Pair)	93171.1	93120.1	93216.1
ACCESSORIES			
Soft Brushes (Pair)	93172.1	93121.1	93217.1
Hard Brushes (Pair)	93173.1	93122.1	93218.1
Escalator Brushes (Pair)	93174.1	93123.1	93219.1
Side Brush	93072	93049	93094
Transport Cart	05-4781-0000		

Warranty: 2 yrs Parts/2 yrs Labor

# AUTOMATIC SCRUBBERS



## BR 16/3 CYLINDRICAL SCRUBBER

The BR 16/3 puts the power of cylindrical scrubbing in a compact package, with 660 RPM brush speed and 4-6 times more contact pressure than rotary brush scrubbing to handle any flat or structured floor surface with ease. This corded electric unit operates in forward and reverse, ensuring your small and congested spaces are clean and ready for use in no time. Designed for environmental sustainability, this low-moisture scrubber conserves resources including water and chemicals.

- Adjustable brush pressure allows for variable contact pressure with the floor surface
- Removable solution and recovery tanks are easily emptied, rinsed, and re-filled
- Large, removable transport wheels included
- Optional brushes are available for use on a variety of floor types, including raised rubber disc floors, ceramic, paver brick, and other challenging surfaces
- Unit includes 2 soft scrub brushes and 2 squeegee assemblies (2 blades per squeegee assembly)

SPECS	
Item #	99406
PRODUCT DIMENSIONS (LxWxH)	15" x 17" x 44"
PRODUCT WEIGHT	67 lbs
CLEANING PATH	16"
BRUSH TYPE	Cylindrical
PRODUCTIVITY (sq ft/hr)	3,200
SOLUTION TANK CAPACITY	3 gal
RECOVERY TANK CAPACITY	3 gal
SOUND LEVEL dB(A)	71
SPEED (RPM)	660
CORD LENGTH	50'
BRUSH MOTOR	1119 W
VACUUM MOTOR	500 W

Warranty: 2 yrs Parts/10 yrs Roto/2 yrs Labor

## BD 14/4 & BD 17/6 COMPACT SCRUBBERS

The BD 14/4 and BD 17/6 battery-operated scrubbers are compact, powerful, versatile, and perfect for small or confined spaces. Their eco-friendly, maintenance-free AGM battery eliminates the danger of a power cord and the hassles of periodic maintenance. Floors are left amazingly dry due to their low-moisture design, featuring an integrated parabolic squeegee system engineered to rotate up to 180 degrees and to instantly recover solution – even around turns!

- Highly maneuverable with a low-profile, allowing access tight spaces
- Adjustable, ergonomic handle minimizes worker fatigue
- Collapsible handle and wheels on back of unit for compact storage
- Unit includes (2) AGM batteries, charger, and standard scrub brush

SPECS			
Model Item #	BD 14/4 99414	BD 17/6 99617	
PRODUCT DIMENSIONS (LxWxH)	38"x15"x 36"	31"x24"x 21"	
PRODUCT WEIGHT	143.3 lbs	190.7 lbs	
CLEANING PATH	14"	17"	
BRUSH TYPE	Disc	Disc	
PRODUCTIVITY (sq ft/hr)	11,300	16,200	
SOLUTION TANK CAPACITY	3.5 gal	6 gal	
RECOVERY TANK CAPACITY	4 gal	6 gal	
SOUND LEVEL dB(A)	69	69	
SPEED (RPM)	180	190	
POWER SUPPLY	24V	24V	
BATTERY RUN TIME	1.15 hrs	1.15 hrs	
BATTERY CHARGE TIME	8-10 hrs	8-10 hrs	
BRUSH MOTOR	200 W	340 W	
VAC MOTOR	200 W	300 W	

Warranty: 2 yrs Parts/10 yrs Roto/2 yrs Labor

## BR 18/11 & BR 22/14 CYLINDRICAL WALK-BEHIND SCRUBBERS

The BR 18/11 and BR 22/14 scrubbers feature cylindrical brushes with concentrated brush speeds of 1300 RPMs and 4-6 times more contact pressure than rotary scrubbers, providing deep cleaning to nearly any flat or uneven flooring surface. These low-moisture machines conserve water and solution, and also reduce waste with cylindrical brushes that far outlast floor pads – using an average of one set of brushes for every 100 pads.

- Available in Brush-Assist (BR 18/11) and Self-Propelled (BR 22/14)
- Parabolic squeegee system delivers 100% solution recovery
- Squeegee assembly designed to facilitate speedy squeegee changes with a four-sided rear blade and quick-release lever
- Constructed with a tough roto-molded polyethylene body and long-lasting commercial components
- Operates at an LEED qualifying 67 dB(A)
- Units include on-board charger and a set of soft scrub brushes

SPECS		
Model Item #	BR 18/11 99685C (Wet-Acid) 99685CG (AGM) 99685E (TPPL)	BR 22/14 99695T-C (Wet-Acid) 99695T-CG (AGM) 99695TE (TPPL)
PRODUCT DIMENSIONS (LxWxH)	43"x 21"x41"	50"x24"x42"
PRODUCT WEIGHT (w/o batteries)	157 lbs	223 lbs
CLEANING PATH	18"	22"
SQUEEGEE WIDTH	31"	33"
BRUSH TYPE	Cylindrical	Cylindrical
PRODUCTIVITY (sq ft/hr)	17,969	22,000
SOLUTION TANK CAPACITY	11 gal	14 gal
RECOVERY TANK CAPACITY	12 gal	15 gal
SOUND LEVEL dB(A)	66	67
SPEED (RPM)	1300	1300
POWER SUPPLY	24V	24V
BATTERY RUN TIME	3-5 hrs	3-5 hrs
BATTERY CHARGE TIME	8-10 hrs	8-10 hrs
BRUSH MOTOR	500 W	550 W
VAC MOTOR	570 W	400 W

# AUTOMATIC SCRUBBERS

BR 16/3 CYLINDRICAL SCRUBBER	
REPLACEMENTS	
Items	Part #
Soft Scrub Brush	K47622500
Squeegee Assembly w/ Blades	K47770970
ACCESSORIES	
Very Soft Polishing Brush	K47622740
Medium Std Roller Brush	K47622490
High/Low Roller Brush	K47622510
Hard Grit Roller Brush	K47622520
Suction Bar with Oil Resistance	K47770980

BD 14/4   BD 17/6 COMPACT SCRUBBERS		
REPLACEMENTS		
Items	BD 14/4	BD 17/6
Medium Scrub Brush	48903020	48903120
Front Squeegee	48410010	48413010
Rear Squeegee	48410060	48413020
AGM Battery (requires 2 each)	98414	98617
ACCESSORIES		
Front Oil-Resistant Squeegee	48410090	48413030
Rear Oil-Resistant Squeegee	48410080	48413040

BR 18/11   BR 22/14 WALK-BEHIND SCRUBBERS		
REPLACEMENTS		
Items	BR 18/11	BR 22/14
Soft Scrub Brush (requires 2 each)	K57621720	K57622970
Front Squeegee	48405020	48402020
Rear Squeegee	48405010	48402010
Lead-Acid Batteries - 2 req. w/ 99685C, 99695T-C	99508	99812
AGM Batteries - 2 req. w/ 99685CG, 99695T-CG	99555	99559
TPPL Batteries - 2 req. w/ 99685E, 99695TE	NXS120	
ACCESSORIES		
Super Soft Scrub Brush (requires 2 each)	48901230	48902140
Medium Roller Brush (requires 2 each)	K57620080	K57623480
High/Low Roller Brush (requires 2 each)	K57621700	
Hard Grit Roller Brush (requires 2 each)	K57621710	K57622990
Front Oil-Resistant Squeegee	48405040	
Rear Oil-Resistant Squeegee	48405030	48402070

Warranty:  
BR 18/11 - 2 yrs Parts/10 yrs Roto/2 yrs Labor  
BR 22/14 - 4 yrs Parts/10 yrs Roto/2 yrs Labor  
See pg. 21 for battery warranty

See Pads/Brushes pg. 74 for additional Accessories

# AUTOMATIC SCRUBBERS



## BD 20/11 WALK-BEHIND SCRUBBERS

The BD 20/11L and BD 20/11LT are built for easy operation and maintenance and to reduce cleaning and labor costs, all in an affordable package. The intuitive controls, reduce training time, while dependable parts and features like the easily accessible design that enables squeegees and brushes to be changed in seconds keeps downtime to a minimum.

- Available in brush-assist (BD 20/11L) and traction-drive (BD 20/11LT)
- 48.5 lbs of down pressure and 155 rpm for maximum soil removal
- Clean any time with quiet operation of less than 70 dB(A)
- Includes on-board charger and pad holder

SPECS		
Model Item #	BD 20/11L Brush-Assist TS120-S45-UC (Lead-Acid) TS120-S45-UG (AGM) TS120-S45-UE (TPPL)	BD 20/11LT Traction-Drive TS120-S53-UC (Lead-Acid) TS120-S53-UG (AGM) TS120-S53-UE (TPPL)
PRODUCT DIMENSIONS (LxWxH)	43" x 21" x 41"	43" x 21" x 41"
PRODUCT WEIGHT (w/o batteries)	320 lbs	350 lbs
CLEANING PATH	20"	20"
SQUEEGEE WIDTH	31"	31"
BRUSH TYPE	Disc	Disc
PRODUCTIVITY (sq ft/hr)	17,969	18,837
SOLUTION TANK CAPACITY	11 gal	11 gal
RECOVERY TANK CAPACITY	12 gal	12 gal
SOUND LEVEL dB(A)	70	70
SPEED (RPM)	155	155
POWER SUPPLY	24V	24V
BATTERY RUN TIME	3-5 hrs	3-5 hrs
BATTERY CHARGE TIME	8-10 hrs	8-10 hrs
BRUSH MOTOR	350 W	350 W
VAC MOTOR	450 W	450 W

Warranty: 4 yrs Parts/10 yrs Roto/2 yrs Labor. See pg. 21 for battery warranty



## OB 20/14 ORBITAL WALK-BEHIND SCRUBBER

The OB 20/14 Walk-Behind Orbital Scrubber is a compact combination of superior performance, sustainability, and durability. An industry-best down pressure of up to 110 lbs. and powerful brush and vacuum motors leave floors clean and dry, while the 2200 RPM orbital brush speed provides chemical-free finish removal and significantly reduces water and chemical usage during daily cleaning. With durable construction and an industry-leading lifetime warranty on isolators, the OB 20/14 can be counted on for years to come.

- The strong 400W traction-drive motor provides effortless movement even up ramps up to a 10% grade
- Rectangular 20"x14" scrub head reaches into corners and along edges for an even floor finish removal across the entire cleaning path
- The expertly engineered isolators reduce vibrations to the operator's hands, resulting in less fatigue and greater productivity
- Minimal training required, with easy-to-use fingertip controls positioned at the user level
- On-board charger included

SPECS	
Item #	TS350-W20-UC (Lead-Acid) TS350-W20-UG (AGM) TS350-W20-UE (TPPL)
PRODUCT DIMENSIONS (LxWxH)	49" x 21.5" x 43.5"
PRODUCT WEIGHT (w/o batteries)	262 lbs
CLEANING PATH	20"
SQUEEGEE WIDTH	30"
BRUSH TYPE	Orbital
PRODUCTIVITY (sq ft/hr)	24,219
SOLUTION TANK CAPACITY	14 gal
RECOVERY TANK CAPACITY	14 gal
SOUND LEVEL dB(A)	<70
SPEED (RPM)	2200
POWER SUPPLY	24V
BATTERY RUN TIME	3-5 hrs
BATTERY CHARGE TIME	8-10 hrs
BRUSH MOTOR	750 W
VAC MOTOR	400 W

Warranty: 4 yrs Parts/10 yrs Roto/Lifetime Isolator/2 yrs Labor. See pg. 21 for battery warranty



## BD 26/20 & BD 30/20 WALK-BEHIND DISK SCRUBBERS

Powerful scrubbing performance and ease of use make a winning combination with the BD 26/20 and BD 30/20 Walk-Behind Disk Scrubbers. Two 350W brush drive motors and an industry-leading 570W vacuum motor provide superior cleaning performance and dry floors, while the conveniently positioned, intuitive controls allow anyone to be a Day-One Pro.

- Strong 300W traction-drive motor enables effortless movement
- Adjustable down pressure of up to 110 lbs.
- Squeegee can be changed or raised and lowered in seconds
- Includes pad holder and on-board charger

SPECS		
Model Item #	BD 26/20 TS530-W26-UC (Lead-Acid) TS530-W26-UG (AGM)	BD 30/20 TS530-W30-UC (Lead-Acid) TS530-W30-UG (AGM)
PRODUCT DIMENSIONS (LxWxH)	58.5" x 30" x 41"	58.5" x 30" x 41"
PRODUCT WEIGHT (w/o batteries)	337 lbs	348 lbs
CLEANING PATH	26" - (2) 13" disks	30" - (2) 15" disks 30" - (2) 15" disks
SQUEEGEE WIDTH	33.8"	39"
BRUSH TYPE	Disc	Disc
PRODUCTIVITY (sq ft/hr)	29,493	33,798
SOLUTION TANK CAPACITY	20 gal	20 gal
RECOVERY TANK CAPACITY	22 gal	22 gal
SOUND LEVEL dB(A)	<70	<70
SPEED (RPM)	160	160
POWER SUPPLY	24V	24V
BATTERY RUN TIME	3-5 hrs	3-5 hrs
BATTERY CHARGE TIME	8-10 hrs	8-10 hrs
BRUSH MOTOR	(2) 350 W	(2) 350 W
VAC MOTOR	570 W	570 W

Warranty: 4 yrs Parts/10 yrs Roto/2 yrs Labor. See pg. 21 for battery warranty

# AUTOMATIC SCRUBBERS

BD 20/11 REPLACEMENTS	
Items	Part #
Pad Driver	48802010
Front Squeegee	48405020
Rear Squeegee	48405010
Lead-Acid Batteries - (requires 2 each) w/ TS120-S45-UC, TS120-S53-UC	99508
AGM Batteries - (requires 2 each) w/ TS120-S45-UG, TS120-S53-UG	99555
TPPL Batteries - (requires 2 each) w/ TS120-S45-UE, TS120-S53-UE	NXS120
ACCESSORIES	
Rear Oil-Resistant Squeegee	48405030

OB 20/14 REPLACEMENTS	
Items	Part #
Front Squeegee	48405020
Rear Squeegee	48405010
Lead Acid Batteries - (requires 2 each) w/ TS350-W20-UC	98275
AGM Batteries - (requires 2 each) w/ TS350-W20-UG	99556
TPPL Batteries - (requires 2 each) w/ TS350-W20-UE	NXS-120
ACCESSORIES	
Rear Oil-Resistant Squeegee	48402070

BD 26/20 & BD 30/20 REPLACEMENTS		
Items	BD 26/20	BD 30/20
Front Squeegee	48408020	
Rear Squeegee	48408010	
Pad Driver	48803030	48814020
Lead Acid Batteries - (requires 4 each) w/ TS530-W26-UC, TS530-W30-UC	99506	
AGM Batteries - (requires 4 each) w/ TS530-W26-UG, TS530-W30-UG	99558	

See Pads/Brushes pg. 74 for additional Accessories

# AUTOMATIC SCRUBBERS



## OB 28/20 ORBITAL WALK-BEHIND SCRUBBER

The OB 28/20 Walk-Behind Orbital Scrubber combines powerful performance, sustainability, and durability. The adjustable down pressure of up to 132 lbs. and powerful brush and vacuum motors leave floors clean and dry, while the industry-leading 3530 RPM orbital brush speed provides chemical-free finish removal and significantly reduces water and chemical usage during daily cleaning. With durable construction and an industry-leading lifetime warranty on isolators, you can clean with confidence with the OB 28/20.

- The strong 300W traction-drive motor provides effortless movement even up ramps up to a 10% grade
- Rectangular 28"x14" scrub head reaches into corners and along edges for an even floor finish removal across the entire cleaning path
- The expertly engineered isolators reduce vibrations to the operator's hands, resulting in less fatigue and greater productivity
- Minimal training required, with easy-to-use fingertip controls positioned at the user level
- On-board charger included

SPECS	
Item #	TS550-W28-UC (Lead Acid) TS550-W28-UG (AGM)
PRODUCT DIMENSIONS (LxWxH)	60" x 30" x 41"
PRODUCT WEIGHT (w/o batteries)	348 lbs
CLEANING PATH	28"
SQUEEGEE WIDTH	39"
BRUSH TYPE	Orbital
PRODUCTIVITY (sq ft/hr)	33,906
SOLUTION TANK CAPACITY	20 gal
RECOVERY TANK CAPACITY	22 gal
SOUND LEVEL dB(A)	<70
SPEED (RPM)	3530
POWER SUPPLY	24V
BATTERY RUN TIME	3-5 hrs
BATTERY CHARGE TIME	8-10 hrs
BRUSH MOTOR (W)	(2) 350 W
VAC MOTOR (W)	570

Warranty: 4 yrs Parts/10 yrs Roto/Lifetime Isolator/2 yrs Labor  
See pg. 21 for battery warranty



## BDSO 20/21 STAND-ON SCRUBBER

The BDSO 20/21 Stand-On Scrubber combines the comfort and efficiency of a rider with the practicality of a small scrubber. This 20" stand-on model can be maneuvered easily through standard-size doorways and in tight spaces thanks to its low profile, tight 53 inch turning radius, and 90-degree steering. Spend less time cleaning floors with the ability to cover 22,000 sq. ft./hr. and the flexibility to tackle a variety of floor surfaces.

- 48.5 lbs of down pressure and 140 rpm of agitation for maximum soil removal
- 90° squeegee rotation in both directions follows the machine on every turn
- Easy-turn steering wheel knob for one-handed operation
- Solution fill hose can conveniently attach to a faucet for filling
- Intuitive controls minimizes training time
- Includes pad holder and on-board charger

SPECS	
Item #	TS120-S59-UC (Lead Acid) TS120-S59-UG (AGM) TS120-S59-UE (TPPL)
PRODUCT DIMENSIONS (LxWxH)	48"x27.5"x53"
PRODUCT WEIGHT (w/o batteries)	377 lbs
CLEANING PATH	20"
SQUEEGEE WIDTH	27"
BRUSH TYPE	Disc
PRODUCTIVITY (sq ft/hr)	22,000
SOLUTION TANK CAPACITY	14.5 gal
RECOVERY TANK CAPACITY	21 gal
SOUND LEVEL dB(A)	<70
SPEED (RPM)	140
POWER SUPPLY	24V
BATTERY RUN TIME	3-5 hrs
BATTERY CHARGE TIME	8-10 hrs
BRUSH MOTOR	380 W
VAC MOTOR	490 W

Warranty: 4 yrs Parts/10 yrs Roto/2 yrs Labor  
See pg. 21 for battery warranty



## BDSO 27/28 STAND-ON SCRUBBER

The BDSO 27/28 Stand-On Scrubber provides a comfortable and efficient solution for medium to large spaces, covering up to 50,698 sq ft/hr without having to take a single step. Designed for unmatched maneuverability and visibility, this stand-on model is easy to navigate around obstacles and through doorways with superior control. This 27" scrubber packs in big features that keeps downtime to a minimum, like squeegees and brushes to that can be changed in seconds and the ability to do a double scrub without exiting the machine.

- 126 lbs of down pressure and 160 rpm to maximize soil removal
- Impressive water recovery system leaves floors dry and safe
- Easy-turn steering wheel knob for one-handed operation
- Intuitive controls reduce the training time for even your most inexperienced employees
- Includes (2) soft brushes and on-board charger - 2 brushes or pad drivers required

SPECS	
Item #	99786C (West-Acid) 99786CG (AGM) 99786E (TPPL)
PRODUCT DIMENSIONS (LxWxH)	61"x30"x55"
PRODUCT WEIGHT (w/o batteries)	469.5 lbs
CLEANING PATH	27" (2 x 14" offset discs)
SQUEEGEE WIDTH	34"
BRUSH TYPE	Disc
PRODUCTIVITY (sq ft/hr)	50,698
SOLUTION TANK CAPACITY	26.42 gal
RECOVERY TANK CAPACITY	28 gal
SOUND LEVEL dB(A)	66
SPEED (RPM)	160
POWER SUPPLY	24V
BATTERY RUN TIME	3-5 hrs
BATTERY CHARGE TIME	8-10 hrs
BRUSH MOTOR	(2) 350 W
VAC MOTOR	570 W

Warranty: 4 yrs Parts/10 yrs Roto/2 yrs Labor  
See pg. 21 for battery warranty

# AUTOMATIC SCRUBBERS

OB 28/20	
REPLACEMENTS	
Items	Part #
Front Rubber Squeegee	48408020
Rear Rubber Squeegee	48408010
Lead Acid Batteries - (requires 4 each) w/ TS550-W28-UC	99506
AGM Batteries - (requires 4 each) w/ TS550-W28-UG	99558
ACCESSORIES	
Rear Oil-Resistant Squeegee	48406110

BDSO 20/11	
REPLACEMENTS	
Items	Part #
Pad Driver	48802010
Front Squeegee	48417010
Rear Squeegee	48417030
Lead Acid Batteries - (requires 2 each) w/ TS120-S59-UC	98275
AGM Batteries - (requires 2 each) w/ TS120-S59-UG	99556
TPPL Batteries - (requires 2 each) w/ TS120-S59-UE	NXS120

BDSO 27/28	
REPLACEMENTS	
Items	Part #
Soft Brush (requires 2 each)	48914030
Front Squeegee	48415020
Rear Squeegee	48415010
Lead Acid Batteries - (requires 4 each) w/ 99786C	99506
AGM Batteries - (requires 4 each) w/ 99786CG	99558
TPPL Batteries - (requires 2 each) w/ 99786E	NXS186

See Pads/Brushes pg. 74 for additional Accessories

## AUTOMATIC SCRUBBERS



### BD & BR 28/27 RIDE-ON SCRUBBERS

Maintain and renew hard floor surfaces faster than ever before with the BD and BR 28/27 Ride-on Scrubbers. These scrubbers deliver increased cleaning productivity and efficiency in areas where walk-behind scrubbers were used in the past thanks to their compact footprint and great maneuverability. Covering over 37,000 sq. ft./hr., these units are perfect for supermarkets, manufacturing plants, airports, exhibit halls, and other large spaces.

- Available in Disk (BD) and Cylindrical (BR) models
- Effortless operation with auto-mode for greater reliability and runtime and squeegee retraction when in reverse
- Heavy-duty, parabolic squeegee assembly featuring a four-sided rear blade with quick-release lever to facilitate squeegee changes in 10 seconds or less
- Operates at a low 69 dB(A) for cleaning any time
- 2 pad drivers or brushes required

SPECS		
Model Item #	BD 28/27 TS560-W28-UC (Wet-Acid) TS560-W28-UG (AGM)	BR 28/27 99775C (Wet-Acid) 99775CG (AGM)
PRODUCT DIMENSIONS (LxWxH)	59.5" x 29.5" x 52"	62" x 31" x 52"
PRODUCT WEIGHT (w/o batteries)	507 lbs	577.6 lbs
CLEANING PATH	27"	28"
SQUEEGEE WIDTH	33.8"	38.5"
BRUSH TYPE	Disc	Cylindrical
PRODUCTIVITY (sq ft/hr)	37,673	37,673
SOLUTION TANK CAPACITY	27 gal	27 gal
RECOVERY TANK CAPACITY	28 gal	28 gal
SOUND LEVEL dB(A)	69	69
SPEED (RPM)	160	785
POWER SUPPLY	24V	24V
BATTERY RUN TIME	3-5 hrs	3-5 hrs
BATTERY CHARGE TIME	8-10 hrs	8-10 hrs
BRUSH MOTOR	(2) 350 W	(2) 600 W
VAC MOTOR	580 W	580 W

REPLACEMENTS		
Items	BD 28/27	BR 28/27
Front Squeegee Blade	48408100	
Rear Squeegee Blade	48408110	
Lead-Acid Batteries (requires 2 each) w/ TS560-W28-UC, 99775C	99812	
AGM Batteries - (requires 2 each) w/ TS560-W28-UG, 99775CG	99559	
Soft Cylindrical Brush (requires 2 each)		48906020
Pad Driver (requires 2 each)	48803030	
ACCESSORIES		
Extra Soft Cylindrical Brush (requires 2 each)		48906100
Medium Cylindrical Brush (requires 2 each)		48906060
Hard Cylindrical Brush (requires 2 each)		48906080

Warranty: 4 yrs Parts/10 yrs Roto/2 yrs Labor  
See pg. 21 for battery warranty

See Pads/Brushes pg. 74 for additional Accessories

## AUTOMATIC SCRUBBERS



### BD & BR 33/30 RIDE-ON SCRUBBERS

Maintain and renew hard floor surfaces faster than ever before with the BD and BR 33/30 Ride-on Scrubbers. These scrubbers deliver increased cleaning productivity and efficiency in areas where walk-behind scrubbers were used in the past thanks to their compact footprint and great maneuverability. Covering over 37,000 sq. ft./hr., these units are perfect for supermarkets, manufacturing plants, airports, exhibit halls, and other large spaces.

- Available in Disk (BD) and Cylindrical (BR) models
- Effortless operation with auto-mode for greater reliability and runtime and squeegee retraction when in reverse
- Heavy-duty, parabolic squeegee assembly featuring a four-sided rear blade with quick-release lever to facilitate squeegee changes in 10 seconds or less
- Operates at a low 69 dB(A) for cleaning any time
- 2 pad drivers or brushes required

SPECS		
Model Item #	BD 33/30 99780C (Wet-Acid) 99780CG (AGM)	BR 33/30 99785C (Wet-Acid) 99785CG (AGM)
PRODUCT DIMENSIONS (LxWxH)	65" x 35" x 67"	65" x 36" x 51"
PRODUCT WEIGHT (w/o batteries)	690 lbs	739 lbs
CLEANING PATH	33"	33"
SQUEEGEE WIDTH	45"	45"
BRUSH TYPE	Twin Disc	Cylindrical
PRODUCTIVITY (sq ft/hr)	55,952	55,952
SOLUTION TANK CAPACITY	30 gal	30 gal
RECOVERY TANK CAPACITY	32 gal	32 gal
SOUND LEVEL dB(A)	70	70
SPEED (RPM)	162	785
POWER SUPPLY	36V	36V
BATTERY RUN TIME	4-6 hrs	4-6 hrs
BATTERY CHARGE TIME	8-10 hrs	8-10 hrs
BRUSH MOTOR	1125 W	(2) 650 W
VAC MOTOR	570 W	570 W

REPLACEMENTS		
Items	BD 33/30	BR 33/30
Front Rubber Squeegee	48403060	
Rear Rubber Squeegee	48406050	
Lead-Acid Batteries (requires 3 each) w/ 99780C, 99785C	99812	
AGM Batteries (requires 3 each) w/ 99780CG, 99785CG	99559	
Pad Driver (requires 2 each)	48803050	
Soft Cylindrical Brush (requires 2 each)		48906010
ACCESSORIES		
Medium Cylindrical Brush (requires 2 each)		48906050
Hard Cylindrical Brush (requires 2 each)		48906070
Super Soft Cylindrical Brush (requires 2 each)		48903130

Warranty: 4 yrs Parts/10 yrs Roto/2 yrs Labor

Scrubber Battery Warranty  
Lithium: 1 year replacement  
Lead-Acid & AGM: 90-day replacement, pro-rated for remainder of 1 year  
TPPL: 3 year replacement

See Pads/Brushes pg. 74 for additional Accessories



VACUUMS

---

## **VACUUMS DESIGNED WITH YOUR WORK- FORCE IN MIND.**

For all-day cleaning demands, you need a reliable fleet that keeps up with your team. Tornado vacuums deliver durability and efficiency, making it easy to clean everything from small spaces to large convention centers. Plus, with HEPA filtration meeting top industry air-quality standards, you can breathe easy knowing air quality is a priority.



The Tornado Cordless interchangeable battery and charger are sold separately. Consider extra batteries for continuous use!



**BATTERY & CHARGER**

Items	Part #
Battery, 36V, 7.5 Ah	K24450750
Quick Charger 36V	K24450530

**STRIKE CORDLESS UPRIGHT**

As the only dual motor cordless vacuum on the market, Tornado Strike is the most powerful and best performing cordless upright with superior suction and airflow (75" water lift/72 CFM). This versatile battery upright comes complete with tools for a variety of cleaning tasks, including a removable wand, crevice tool, and an upholstery tool, allowing for access to narrow areas and detail cleaning.

- Cleans carpet and hard floors effectively with auto-floor detection that adjusts suction to the floor type - no manual adjustment needed!
- Unique self-cleaning function delivers quick, hands-free removal of hair and debris from the brush roll with just a tap of the foot button
- Ensures indoor air quality with 2-stage true sealed HEPA filtration
- Up to 67 min. of battery run time in ECO mode
- Ultra-flat design with 33% lower ground clearance

SPECS	
Item #	TV190-W10-U
PRODUCT DIMENSIONS (LxWxH)	9.5" x 12" x 46"
PRODUCT WEIGHT (w/ battery)	17.6 lbs
CLEANING PATH	10"
PRODUCTIVITY (sq ft/hr)	2,691
BAG CAPACITY	3.2 qt
CFM / WATERLIFT	72 CFM / 75"
SOUND LEVEL dB(A)	64
POWER SUPPLY	36 V/7.5 Ah Lithium-Ion Battery
BATTERY RUN TIME	47 min. in Power Mode / 67 min. in ECO Mode
BATTERY CHARGE TIME	58 min. at 80% charge / 81 min. at 100% charge
MOTOR TYPE / POWER	Brushless DC / 420W
SINGLE OR DUAL MOTOR	Dual
MOTOR SPEEDS	2
FILTRATION SYSTEM	Sealed HEPA Filtration 2-Stage
TOOL KIT	Yes - Removable wand, crevice tool, Upholstery Tool
APPROVALS	cULus

Warranty: 4 yrs Parts/2 yrs Labor/1 yr Battery

**ZEPHYR CORDLESS BACKPACK**

Featuring ultra-lightweight construction from innovative expanded polypropylene (EPP) material, the Tornado Zephyr Cordless Backpack Vacuum provides effortless operation with a weight of less than 11.5 lbs including the battery. The ergonomic harness system from Deuter provides maximum comfort and productivity, and the suction hose position can be easily adjusted to suit right or left-handed users.

- Easy-access controls on the belt provide all functions within reach, including power switch, ECO efficiency mode, and battery runtime indicator
- Brushless motor design reduces maintenance costs and significantly extends life of the unit
- Includes 2-stage filtration with a H14 HEPA filter exceeding US standards
- Up to 73 min. of run time in ECO mode

SPECS	
Item #	TV570-Q03-U
PRODUCT DIMENSIONS (LxWxH)	8.7" x 12.6" x 20.1"
PRODUCT WEIGHT (w/ battery)	11.4 lbs
PRODUCTIVITY (sq ft/hr)	2,153
BAG CAPACITY	3 qt
CFM / WATERLIFT	75 CFM / 75.6"
SOUND LEVEL dB(A)	65 dB(A)
POWER SUPPLY	36 V/7.5 Ah Lithium-Ion Battery
BATTERY RUN TIME	41 min. in Power Mode / 73 min. in ECO Mode
BATTERY CHARGE TIME	58 min. at 80% charge / 81 min. at 100% charge
MOTOR TYPE / POWER	Brushless DC/350 W
FILTRATION SYSTEM	2-Stage w/ fleece bag and HEPA 14 exhaust filter
TOOL KIT	Yes - Telescoping wand, floor tool, crevice tool
APPROVALS	cULus

Warranty: 4 yrs Parts/2 yrs Labor/1 yr Battery

**1 INTERCHANGEABLE BATTERY**

**TEMPEST CORDLESS CARPET SWEEPER VAC**

The Tornado Tempest Cordless Carpet Sweeper Vac provides wide area carpet cleaning with the performance of an upright vacuum. The wide 26" cleaning path provides efficient cleaning of large, carpeted areas, covering 19,375 ft<sup>2</sup>/hr, while the optimized sweeping system gets the job done in one pass. The side brush provides enhanced edge cleaning, eliminating the need for other equipment to clean along baseboards.

- Roller brush can be precisely adjusted with the help of an LED indicator light for optimum pressure on different carpet types
- Auto-clean function cleans the pre-filter every five minutes, enabling long periods of uninterrupted low-dust sweeping and extended filter life
- Large, easily removable 5-gallon dust bin has the capacity for extended use, while optional bin liner bags allow for tidy disposal
- Battery provides up to 60 min. of run time, plus onboard storage inside the machine for an additional battery allows for continuous use

SPECS	
Item #	TV400-W26-U
PRODUCT DIMENSIONS (LxWxH)	29.7" x 26.6" x 21.3"
PRODUCT WEIGHT (w/ battery)	88 lbs
CLEANING PATH	18" w/o side brush 26" w/ side brush
PRODUCTIVITY (sq ft/hr)	19,375
BAG CAPACITY	5 gal
SOUND LEVEL dB(A)	56 dB(A)
BATTERY RUN TIME	60 min.
POWER SUPPLY	36 V/7.5 Ah Lithium-Ion Battery
BATTERY CHARGE TIME	58 min. at 80% charge / 81 min. at 100% charge
NUMBER OF MOTORS	4
MOTOR TYPE / POWER	Continuous blow and brush/55W
FILTRATION SYSTEM	2-Stage w/ pre-filter and PTFE-coated pleated filter
APPROVALS	cULus

Warranty: 4 yrs Parts/2 yrs Labor/1 yr Battery

**STRIKE & ZEPHYR**

**REPLACEMENTS**

Items	Strike	Zephyr
HEPA Filter	K28893420	
Pre Filter		K28894190
Post Filter		K42860040
Brushroll	K47626443	
Accessories Holder	K50410043	
Crevice Tool	K28892900	K69003850
Upholstery Tool	K69059980	
Telescoping Wand		K69075753
Floor Tool		K69074960
Suction Hose	K44402013	
ACCESSORIES		
Disposable Fleece Bag, 10 PK	K28893570	K69043350
Reducer, 36 mm to 32 mm	K69020720	
Round Dusting Brush*	CT185	
Hard Floor Tool*	E509	
17" Crevice Tool*	CT176	
Turbo Brush*		X6001-TB

\*Requires Reducer (#K69020720)

**TEMPEST**

**REPLACEMENTS**

Items	Part #
Filter Flat Fold PTFE	K69074610
Pre-Filter	K57452800
Side Brush	K50322210
Roller Brush	K47626420
ACCESSORIES	
Disposable Bin Liner Bags, 10 PK	K28843580

## VACUUMS



### CK LW 13/1 ROAM BATTERY OPERATED

The Tornado Roam Battery-Operated Upright Vacuum provides commercial grade performance with cordless convenience. Safety and efficiency are dramatically increased without the need to switch outlets. Ultra lightweight at just 11 lbs. and highly portable, the Roam is perfect for fast, hassle-free floor care.

- Long-lasting battery provides up to 50 min. of run time
- Quick charge time of less than 2.5 hours
- Ultra-bright LED headlight provides better visibility under objects
- Unit Includes battery, charger, and one CleanBreeze disposable filter bag

SPECS	
Item #	97300C
PRODUCT DIMENSIONS (LxWxH)	13"x10"x44.5"
PRODUCT WEIGHT	11 lbs
CLEANING PATH	13"
PRODUCTIVITY (sq ft/hr)	4,250
BAG CAPACITY	7.4 qt
CFM	50-60 CFM
SOUND LEVEL dB(A)	75
POWER SUPPLY (V/Ah)	44 V 2.9 Ah Lithium Ion Battery
BATTERY RUN TIME	Up to 50 minutes
BATTERY CHARGE TIME	2.5 hours
MOTOR TYPE / POWER	Brushed DC - 480W
SINGLE OR DUAL MOTOR	Single
FILTRATION SYSTEM	2-Stage, Cleanbreeze Filter Bags
TOOL KIT	No
APPROVALS	cULus

Warranty: 2 yrs Parts/2 yrs Labor/1 yr Battery



### CK ULW 13/1 ULTRA-LIGHTWEIGHT

The CK ULW 13/1 is an ultra-lightweight, portable upright vacuum ideal for quick clean-ups and smaller spaces. Weighing under 10 lbs., it's easy to maneuver with a brush-propelled feel for efficient cleaning. While it may be lightweight, this vacuum doesn't sacrifice on power, delivering 115 CFM and more powerful airflow than other lightweight uprights.

- Dual speed switch and rubber squeegee provide flexibility to clean carpet or hard floors
- Features a larger 3.5" diameter fan for more powerful airflow
- 2-stage filtration system with a HEPA media bag for improved indoor air quality
- Convenient carry handle and ultra-light weight
- Includes a 12 in. pigtail cord and 30 ft. commercial grade cord

SPECS	
Item #	TV280-W12-U
PRODUCT DIMENSIONS (LxWxH)	10.5" x 13" x 45"
PRODUCT WEIGHT	9.75 lbs
CLEANING PATH	13"
PRODUCTIVITY (sq ft/hr)	2,431
BAG CAPACITY	7.4 qt
CFM	115 CFM
SOUND LEVEL (low /high speed)	75/ 78 dB(A)
POWER SUPPLY	120 V / 60 Hz
POWER CORD TYPE / LENGTH	Pigtail 30', 18 gauge, 3-wire SJT, safety yellow, extension cord
MOTOR TYPE / POWER	Brushed AC - 660W / 5.5 A
SINGLE OR DUAL MOTOR	Single
FILTRATION SYSTEM	2-Stage, HEPA Bag
TOOL KIT	No
APPROVALS	cULus

Warranty: 2 yrs Parts/2 yrs Labor



### CK 14/1 PRO SINGLE MOTOR W/ ON-BOARD TOOLS

The CK 14/1 Pro provides performance, versatility and proven durability. Built with polypropylene and metal, this unit is designed for the demands of commercial cleaning. With onboard tools and a telescopic wand with extended reach, the CK 14/1 Pro's powerful suction is ready at your fingertips for above-floor cleaning.

- True three-stage filtration including a HEPA filter cartridge
- Ergonomic handle allows for multiple hand positions
- No-tool brush and belt replacement
- Includes telescopic wand, onboard crevice and upholstery tools, and one CleanBreeze disposable filter bag

SPECS	
Item #	98147
PRODUCT DIMENSIONS (LxWxH)	12.5" x 14.75" x 44"
PRODUCT WEIGHT	20.6 lbs
CLEANING PATH	14.75"
PRODUCTIVITY (sq ft/hr)	2,857
BAG CAPACITY	3.8 qts
CFM	120 CFM
SOUND LEVEL dB(A)	69.9
POWER SUPPLY	120 V / 60 Hz
POWER CORD TYPE / LENGTH	50', 18 Gauge 3-Wire
MOTOR TYPE / POWER	Brushed AC - 1200W / 10A
SINGLE OR DUAL MOTOR	Single
FILTRATION SYSTEM	3-Stage, with HEPA Exhaust Filter
TOOL KIT	Yes - Telescoping wand, upholstery tool, crevice tool

## VACUUMS

### CK LW 13/1 ROAM

#### REPLACEMENTS

Items	Part #
Battery Pack	C223-1800C-T
Battery Charger	C223-2000B
Vacuum Belt	B014-0814B
Brushroll - Steel w/ White Bristles	D012-2300

#### ACCESSORIES

CleanBreeze Disposable Filter Bag, 10 PK	90039
--	-------

### CK ULW 13/1 ULTRA-LIGHTWEIGHT

#### REPLACEMENTS

Items	Part #
Vacuum Belt	B014-0814B
Wood Brushroll	D012-2800
30' Extension Cord	CMPS-EXT30

#### ACCESSORIES

CleanBreeze Disposable Filter Bag, 10 PK	90039
--	-------

### CK 14/1 PRO

#### REPLACEMENTS

Items	Part #
Belt	B014-0714
HEPA Filter Cartridge	90144
Foam Filter (In Lieu of HEPA)	90146
Intake Motor Filter	90145
Pinned Brush Roll Assembly	33574
50' 3Wire Cord 16/3	CMPS-50C

#### ACCESSORIES

CleanBreeze Disposable Filter Bag, 10 PK	90141
Paper Bag, 10 PK	90147



### Continuous Cleaning

Minimize downtime with the CK LW 13/1 Roam by purchasing an extra battery, enabling you to swap a drained battery for a fully charged one.



### DELUXE CVD UPRIGHT VACUUMS

Tornado's signature line of uprights - the Deluxe CVD vacuums are designed for all-day, heavy-duty cleaning with user-friendly features. With just the push of a button, flip of a latch, and tug of a cord, you will master all of the functions of these vacuums! These rugged models are built to last with a durable polypropylene body and easy-access components for reduced downtime. True HEPA certified, the Deluxe CVD vacuums are fully sealed to meet HEPA standards and ensure optimum indoor air quality. Available in 12" and 15" single motor models and 15" and 19" dual motor models for even more power and suction.

- Versatile cleaning ability with a built-in wand and upholstery tool, crevice tool, and dusting brush with on-board storage
- Quick-release base plate, vacuum hose and brush roll access port for quick maintenance without the need for tools
- Pigtail cord for quick changes and reduced downtime
- Patented filter removal system for hassle-free bag changes
- LEED qualifying and certified CRI Gold for the single motor models, CRI Silver for dual motor
- Unit includes one CleanBreeze disposable filter bag

### CVD 30/1 & 38/1 SINGLE MOTOR W/ON-BOARD TOOLS

SPECS		
Model Item #	CVD 30/1 91430	CVD 38/1 91438
PRODUCT DIMENSIONS (LxWxH)	12.75" x 12" x 45"	12.75" x 15" x 45"
PRODUCT WEIGHT	17.4 lbs	18 lbs
CLEANING PATH	12"	15"
PRODUCTIVITY (sq ft/hr)	2,239	2,657
BAG CAPACITY	1.72 gal	1.72 gal
CFM / WATERLIFT	102 CFM / 81.5"	102 CFM / 81.5"
SOUND LEVEL dB(A)	66	66
POWER SUPPLY	120 V / 60 Hz	120 V / 60 Hz
POWER CORD TYPE / LENGTH	pigtail 40', 16 gauge, 3-wire SJT, safety yellow, extension cord	pigtail 40', 16 gauge, 3-wire SJT, safety yellow, extension cord
MOTOR TYPE / POWER	Brushed AC - 1080W / 9A	Brushed AC - 1080W / 9A
SINGLE OR DUAL MOTOR	Single	Single
FILTRATION SYSTEM	3-Stage sealed HEPA filtration System	3-Stage sealed HEPA filtration System
TOOL KIT	Wand, crevice tool, upholstery brush, dusting brush	Wand, crevice tool, upholstery brush, dusting brush
APPROVALS	LEED qualifying CRI Gold, cCSAus	LEED qualifying CRI Gold, cCSAus

Warranty: 4 yrs Parts/2 yrs Labor



#### Hassle-Free Bag Changes

The patented filter removal-system allows for nearly dust-free filter bag changes, opening with a simple pivoted lever.



#### 3-Stage Filtration

Includes three stages of filtration and a sealed system ensuring that 99.97% of smoke, mold, dust, pollen and bacteria, down to .3 microns, are captured in the vacuum and not exhausted back into the air.



#### User-friendly

Easy-to-use features include a fingertip power switch, indicator lights to let you know when the bag is full or if there is a clog, an ergonomic handle, and adjustable handle height for reduced operator fatigue.



#### Reduced Downtime

Built for easy-maintenance and reduced downtime, with tool-less brush roll and belt removal, quick-change pigtail cord, a patented filter removal system, and easy-access vacuum hose ports.



### CVD 38/2 & 48/2 DUAL MOTOR W/ON-BOARD TOOLS

SPECS		
Model Item #	CVD 38/2 91440	CVD 48/2 91442
PRODUCT DIMENSIONS (LxWxH)	14" x 15" x 45"	14" x 19" x 45"
PRODUCT WEIGHT	21 lbs	21 lbs
CLEANING PATH	15"	19"
PRODUCTIVITY (sq ft/hr)	3,433	4,085
BAG CAPACITY	6 qts	6 qts
CFM / WATERLIFT	85 CFM / 80"	85 CFM / 80"
SOUND LEVEL dB(A)	67	67
POWER SUPPLY	120 V / 60 Hz	120 V / 60 Hz
POWER CORD TYPE / LENGTH	pigtail 40', 16 gauge, 3-wire SJT, safety yellow, extension cord	pigtail 40', 16 gauge, 3-wire SJT, safety yellow, extension cord
MOTOR TYPE / POWER	Brushed AC - 1146W / 9.5A	Brushed AC - 1146W / 9.5A
SINGLE OR DUAL MOTOR	Dual	Dual
FILTRATION SYSTEM	3-Stage sealed HEPA filtration System	3-Stage sealed HEPA filtration System
TOOL KIT	Wand, crevice tool, upholstery brush, dusting brush	Wand, crevice tool, upholstery brush, dusting brush
APPROVALS	LEED qualifying CRI Silver, cCSAus	LEED qualifying CRI Silver, cCSAus

Warranty: 4 yrs Parts/2 yrs Labor

CVD 30/1   38/1		
REPLACEMENTS		
Items	30/1	38/1
Front & Back Belt, 2 PK	K28842740	
Sealed HEPA Filter	K28892860	
Intake Filter	K57316110	
Red Brushroll	K69066420	K69066440
Power Cord 16/3 40' Extension	K66522703	
ACCESSORIES		
CleanBreeze HEPA Disposable Filter Bag, 10 PK	K69043050	
Paper Bag, 10 Pack	K69042940	
Exhaust Foam Filter, 3 PK	K64147650	
Black Soft Brushroll	K69066410	K69066430
Anti-static brush roll	K47624870	
Fabric Filter Bag, 1 PK	K69043010	

CVD 38/2   48/2		
REPLACEMENTS		
Items	38/2	48/2
Belt	K63484600	
Sealed HEPA Filter	K28892860	
Intake Filter	K57316110	
Red Brushroll CVD 38/2	K69066440	K47624880
Power Cord 16/3 40' Extension	K66522703	
ACCESSORIES		
CleanBreeze HEPA Disposable Filter Bag, 10 PK	K69043050	
Paper Bag, 10 Pack	K69042940	
Exhaust Foam Filter, 3 PK	K64147650	
Anti-static brush roll	K47624870	
Black Soft Brushroll	K69066430	K47624890
Fabric Filter Bag, 1 PK	K69043010	

## VACUUMS



### PAC-VAC 6 ROAM BATTERY OPERATED

The Pac-Vac 6 Roam provides the freedom and efficiency of a battery-operated backpack vacuum with unmatched comfort. No longer tied to a power cord, team members can clean larger spaces quicker and more efficiently than traditional backpack vacuums. Featuring a state-of-the-art Aircomfort harness from Deuter with five points of adjustment and ergonomic back support, operators can roam comfortably without fatigue.

- Battery runs continuously for up to an hour on a single charge
- Batteries can be easily changed without taking the unit off the operator's back
- Standard accessories can be stored on the belt for convenient access
- Unit includes crush-proof hose, double-bend wand, tools (listed in chart below), and one disposable paper bag
- Battery (X1200C) sold separately

SPECS	
Item #	93016B-1
PRODUCT DIMENSIONS (LxWxH)	7.5" x 13" x 20.5"
PRODUCT WEIGHT (w/ battery)	25 lbs
PRODUCTIVITY (sq ft/hr)	10,582
BAG CAPACITY	6 qt
CFM / WATERLIFT	70 CFM / 65"
SOUND LEVEL dB(A)	< 65
POWER SUPPLY	36V Lithium Ion
BATTERY RUN TIME	Up to 1 hr
BATTERY CHARGE TIME	2.5 hrs
MOTOR TYPE / POWER	Brushed DC - 470W
SINGLE OR DUAL MOTOR	Single
FILTRATION SYSTEM	4-Stage with HEPA Cartridge
TOOL KIT	Wand, crevice tool, upholstery brush, EZ glide carpet tool, 14" carpet tool, 14" hard floor tool, dusting brush
APPROVALS	cETLus

Warranty: 4 yrs Parts/2 yrs Labor/1 yr Battery



### PAC-VAC 6 & 10 AIRCOMFORT

The marriage of Tornado's innovative vacuum technology with Deuter's state-of-the-art Aircomfort harness makes Pac-Vac® Aircomfort one of the most comfortable, breathable backpack vacuums on the market today! The patented Aircomfort harness technology features five points of adjustment for optimal fit and allows air to escape from three sides, reducing wearer perspiration by up to 25% over normal closed-back systems.

- 6 and 10 qt. corded units
- 4-stage filtration with HEPA filter cartridge
- Quiet operation of 69.5 dB(A)
- Standard accessories can be stored on the belt for convenient access
- Unit includes crush-proof hose, double-bend wand, tools (listed in chart below), and one disposable paper bag

SPECS		
Model Item #	Pac-Vac 6 93012B	Pac-Vac 10 93014B
PRODUCT DIMENSIONS (LxWxH)	7.5" x 9.5" x 20.5"	7.5" x 9.5" x 25.25"
PRODUCT WEIGHT	13 lbs	14 lbs
PRODUCTIVITY (sq ft/hr)	7,407	7,407
BAG CAPACITY	6 qt	10 qt
CFM / WATERLIFT	110 CFM / 110"	110 CFM / 110"
SOUND LEVEL dB(A)	69.5	69.5
POWER SUPPLY	120 V / 60 Hz	120 V / 60 Hz
POWER CORD TYPE / LENGTH	Pigtail 50', 18 gauge, 3-wire SJT, safety yellow, extension cord	Pigtail 50', 18 gauge, 3-wire SJT, safety yellow, extension cord
MOTOR TYPE / POWER	Brushed DC - 1020W / 8.5 A	Brushed DC - 1020W / 8.5 A
SINGLE OR DUAL MOTOR	Single	Single
FILTRATION SYSTEM	4-Stage with HEPA cartridge	4-Stage with HEPA cartridge
TOOL KIT	Wand, crevice tool, upholstery brush, EZ glide carpet tool, 14" carpet tool, 14" hard floor tool, dusting brush	Wand, crevice tool, upholstery brush, EZ glide carpet tool, 14" carpet tool, 14" hard floor tool, dusting brush
APPROVALS	cETLus, CRI Gold Level	cETLus

Warranty: 4 yrs Parts/2 yrs Labor

## VACUUMS



### Battery Sold Separately

Be sure to add a battery with purchase of the Pac-Vac 6 Roam. Batteries can be swapped out easily for continuous use without taking the backpack off.



### Extended Reach

Get extended reach up to 22 ft. with the High Up Tool Kit (X6005-HU), including three locking extension wands, adaptor wands, and a variety of tools to clean ductwork, lights, corners and other hard to reach areas. (Not compatible with Pac-Vac 6 Roam.)



### Patented Aircomfort System

- Padded, contoured shoulder straps with 3D Air Mesh lining
- Shoulder stabilizer straps for better positioning and control of the pack
- Vari-Quick adjustment system for differing torso lengths
- Ergonomic hip fins and waist belt to balance pack weight
- Mesh back panel allowing airflow from three directions

PAC-VAC 6 ROAM   PAC-VAC 6 & 10 AIRCOMFORT			
REPLACEMENTS			
Items	# 93016B-1	# 93012B	# 93014B
Charger	X1194A		
Battery	X1200C		
Paper Bag 6Qt 10 Pack	C352-2500		
Cloth Shake Out Bag 6Qt	C352-1400		
Paper Bag 10Qt 10 Pack			B352-7800
Cloth Shake Out Bag 10Qt			C352-1500
HEPA Filter	B352-5200		
Post Filter	B352-2400		
Double Bend 2 Piece Chrome Wand	CT171-CS		
Vacuum hose stretch 2 x 6 straight cuff	A352-6900		
17" Crevice tool w/clip	CT176		
14" Carpet w/screw in clip	B352-PF10		
5" Upholstery tool w/clip	CT188		
3" x 1.5" Dusting tool w/clip	CT184		
Hard Floor Tool w/ screw in clip	C352-PF20		
14" Carpet tool w/clip	CT190		
50FT Yellow Cord			X9714

PAC-VAC 6 ROAM   PAC-VAC 6 & 10 AIRCOMFORT			
ACCESSORIES			
Items	# 93016B-1	# 93012B	# 93014B
1.5" x 2' Stretch hose w/ 90° cuff		J1005	
Rigid hose 1.5" x 4' w/90° cuff		J1006	
1.5" Single Bend Telescopic Wand w/ clip		CT170	
Air-Turbine Nozzle		X6002-TB	
Electric Power Nozzle Kit		X6003-PK	
High Up Tool Kit (Extended 22-ft Reach, Compatible with any 1.5" hose cuff)		X6005-HU	
Vacuum Hose Stretch 2 x 6 Straight Cuff		A352-6900	
Adapter 1-1/2x5 Steel Locking Collar Sidewinder		SWT9	
Sidewinder Wand 1.5 x 60 47-60		SWT7	
Sidewinder Half-Curved Wand 1.5 x 32		SWT8	
Sidewinder Floor Brush 18		SWT11	
Sidewinder Scalloped Carpet Tool 18		SWT12	
Sidewinder Scalloped Carpet Tool 15 1.5		SWT2	
Sidewinder Horsehair Floor Brush 15 1.5		SWT3	
Sidewinder Horsehair Dust Brush Vac Tool 8x1.5		SWT4	
Tool adaptor for use with CT195-CS wand		J1007	
Single Bend Telescoping Chrome Wand		CT195-CS	
Double Bend 2 Piece Aluminum Wand		B352-4000B	

# VACUUMS



## TV 2 SS

Powerful, compact, and efficient, the TV 2 SS Dry Canister Vacuum is the perfect alternative to upright or backpack vacuums. This unit is lightweight, highly maneuverable, and designed for easy operation and comfort with a large foot-operated on/off switch and an ergonomic handle. Its variable speeds ensure quiet operation - just 49 dB(A) - perfect for noise-sensitive areas like schools, hospitals, and retail stores.

- Its compact design and dedicated "parking spot" for the wand when not in use make for convenient storage.
- Optional Turbo Nozzle included with Item# 93282-KIT (TV 2 SS w/ Turbo Nozzle and Tools)

SPECS	
Item #	93282 93282-KIT
PRODUCT DIMENSIONS (LxWxH)	16" x 15" x 13"
PRODUCT WEIGHT	14 lbs
PRODUCTIVITY (sq ft/hr)	2,425
BAG CAPACITY	2 gal
CFM / WATERLIFT	63-70 CFM / 72-80"
SOUND LEVEL dB(A)	49-63 dbA
POWER SUPPLY	120 V / 60 Hz
POWER CORD TYPE / LENGTH	40', 18 gauge, 3-wire SJT, safety yellow
MOTOR TYPE / POWER	Brushed AC - 1200W / 10 A
SINGLE OR DUAL MOTOR	Single
FILTRATION SYSTEM	3-stage filtration with HEPA exhaust filter
TOOL KIT	Wands, Floor Tool, Crevice Tool and Dusting Brush
APPROVALS	cETLus

Warranty: 2 yrs Parts/2 yrs Labor



### Maximum Filtration

Multi-stage filtration system incorporates a CleanBreeze microfiber filter bag, a permanent main filter and motor protection filter, plus a HEPA exhaust filter for optimum indoor air quality (IAQ).



### Tools Included

Comes standard with 8 ft. hose, wand, floor tool, crevice tool, dusting brush, and 1 CleanBreeze Disposable Filter Bag.



### Easy Activation & Storage

The back of the machine provides convenient storage for cleaning tools and easy access to the foot-operated on/off switch and the variable speed control.

TV 2 SS		
REPLACEMENTS		
Items	# 93282	# 93282-KIT
HEPA Filter Kit		90036
Cleanbreeze Paper Bag 10 Pack		90025
Power Cord		39260
Hose with single bend nozzle		90028
2pc extension Wand		90027
Floor Tool multi purpose		90029
Crevice tool		90030
Dusting brush		90031
Turbo Brush		X6001-TB
ACCESSORIES		
Cloth Shake Out Bag		90035
Turbo Brush	X6001-TB	



## CK 3030 WAV

For large, carpeted areas, the 30-inch CK 3030 Wide Area Vacuum offers the performance of three upright vacuums, boosting productivity up to 10,000 sq. ft. per hour. Powered by two high-efficiency vac motors providing 224 CFM and featuring clean-air filtration, the CK 3030 is ideal for high-traffic spaces like malls, airports, hotels, convention centers, and hospitals.

- Five-position brush height adjustment and 1800 RPM brush speed to loosen dirt and revive carpets
- Extra-large 10" non-marking rear wheels and two large 3" front casters deliver superior maneuverability
- Unit includes one HEPA bag

SPECS	
Item #	93030
PRODUCT DIMENSIONS (LxWxH)	20" x 30" x 36"
PRODUCT WEIGHT	103 lbs
CLEANING PATH	30"
PRODUCTIVITY (sq ft/hr)	10,000
BAG CAPACITY	8 qts
CFM / WATERLIFT	224 CFM / 30"
SOUND LEVEL dB(A)	80
SPEED (RPM)	1170 RPM
POWER SUPPLY	120 V / 60 Hz
POWER CORD TYPE / LENGTH	75', 14 gauge, 3-wire SJT, safety yellow
MOTOR TYPE / POWER	Brushed AC - 1678W / 14 A
SINGLE OR DUAL MOTOR	Dual suction motors, single brush motor
FILTRATION SYSTEM	4-Stage Clean-Air
APPROVALS	cULus, CRI Bronze

Warranty: 4 yrs Parts/10 yrs Roto/2 yrs Labor

# VACUUMS



### Clean-Air Filtration

Four-stage filtration system including disposable paper filter bags, an outer cloth bag, two vacuum motor exhaust filters and a Clean-Air exhaust filter.



### Compact Storage

Ergonomic handle can be adjusted for operator comfort and folds down, allowing the unit to stand on end for compact storage.



### Operator-friendly

An ergonomic handle with cushioned grips and safety switch are standard.

CK 3030 WAV	
REPLACEMENTS	
Items	Part #
Poly Drive Belt	19802
Vacuum Motor Filter	19834
Exhaust Filter	X3819
Brush Roll Assembly	19870
HEPA Bag 10 pack	90701H
75' Cord	19473
Reusable Cloth Bag	19816
ACCESSORIES	
Paper Bag 10 pack	90701



# WET/DRY VACUUMS

---

## **TACKLE WET/DRY MESSSES WITH EASE.**

Tornado's Taskforce® wet/dry vacuums simplify heavy-duty cleaning with features that save you time and effort. Attached carts put all that cleaning power on wheels, while tip-and-pour tanks make emptying liquids and other materials a painless process. With both internal and external filter options, these vacuums are versatile enough to tackle any job, making tough cleaning tasks easier from start to finish.

**TASKFORCE® WET/DRY SERIES**

Tornado's Taskforce® Wet/Dry Vacuums are built for power, versatility, and durability. Available in durable polyethylene (10 and 17-gallon) or stainless steel (15 and 20-gallon), these vacuums effectively handle both dry debris pickup and liquids such as water and scrubbing and stripping solutions. With a 1.61 HP motor, 114 cfm airflow, and 90" waterlift, Taskforce® vacuums deliver reliable performance for general cleaning, managing soil and moisture in high-traffic areas, and for pairing with the use of floor machines, mops and scrubbers.

- Sound insulated vacuum head
- Washable filter is easily removed from the float cage for cleaning and re-use
- Highly mobile with built in wheels on the polyethylene models and mounted-on trolley for stainless steel units
- Convenient tip and pour feature on stainless steel models
- Standard attachments include a crush-proof hose, 2-piece wand, hard floor tool, dust brush, crevice tool, and squeegee attachment
- Front-mount squeegee included with Taskforce 20; optional with Taskforce 15 and 17



**TASKFORCE® 10**



**TASKFORCE® 15**



**TASKFORCE® 17**



**TASKFORCE® 20 TROT-MOP**

**SPECS**

Model Item #	Taskforce® 10 94234	Taskforce® 15 94232	Taskforce® 17 94230	Taskforce® 20 Trot-Mop 94236
PRODUCT DIMENSIONS (LxWxH)	19" x 16" x 28"	28" x 21" x 37"	24" x 18" x 36"	22" x 24" x 38"
PRODUCT WEIGHT	29 lbs	52 lbs	36 lbs	63 lbs
TANK SIZE	10 gal	15 gal	17 gal	20 gal
WET ONLY CAPACITY	5 gal	10 gal	12 gal	15 gal
TANK MATERIAL	Polyethylene	18 Gauge Stainless Steel	Polyethylene	18 Gauge Stainless Steel
DRAIN SYSTEM	Rear Drain Hose	Tip-and-Pour Tank	Rear Drain Hose	Tip-and-Pour Tank
HOSE	1.5" x 10' w/swivel connector and cuff lock	1.5" x 10' w/swivel connector and cuff lock	1.5" x 10' w/swivel connector and cuff lock	1.5" x 10' w/swivel connector and cuff lock
POWER CORD LENGTH	30'	30'	30'	30'
MOTOR POWER (hp / W)	1.6 hp / 1200 W	1.6 hp / 1200 W	1.6 hp / 1200 W	1.6 hp / 1200 W
CFM / WATERLIFT	114 CFM / 90"	114 CFM / 90"	114 CFM / 90"	114 CFM / 90"
FILTRATION SYSTEM	Cloth Filter For Dry Recovery	Cloth Filter For Dry Recovery	Cloth Filter For Dry Recovery	Cloth Filter For Dry Recovery
APPROVALS	cETLus	cETLus	cETLus	cETLus

Warranty: 2 yrs Parts/10 yrs Roto\*/2 yrs Labor \*94234 & 94230 only

**TASKFORCE® EXTERNAL FILTER AIR COMMERCIAL TANK VACUUM**

Powered by compressed air and a patented Venturi powerhead, the Taskforce External Filter Air delivers aggressive suction with 242" of simultaneous wet/dry pick-up power. This machine is perfect for rapid high-volume recovery of wet material and can also recover dry material without the need to stop for a filter change thanks to its external filter. No moving parts, no sparks and absolutely no motor maintenance - the Tornado Taskforce® External Air Filter provides powerful performance you can count on.

- 18-gallon stainless steel tank
- Tip and pour carrier with four wheels for easy disposal and transport
- Perfect for challenges such as water, oil, powder, metal shavings, oil dry, and a variety of other common industrial debris
- External filter comes standard with unit; additional tools and accessories available for a variety of applications

**SPECS**

Item #	95953
PRODUCT DIMENSIONS (LxWxH)	24" x 20" x 41"
PRODUCT WEIGHT	54 lbs
TANK SIZE	18 gal
WET ONLY CAPACITY	14 gal
TANK MATERIAL	Stainless Steel
DRAIN SYSTEM	Tip-and-Pour Tank
POWER CORD LENGTH	50'
VACUUM MOTOR	1 Venturi Powerhead
CFM / WATERLIFT	83 CFM / 242"
VENTURI POWERHEAD (CFM w/2" Orifice)	83
COMPRESSOR LINE (CFM)	47 @ 90 p.s.i.
FILTRATION SYSTEM	5-stage H.E.P.A. filtration system

**REPLACEMENTS**

Items	Part #
Medium External Filter	90377
Support Rod	95996

**ACCESSORIES**

Items	Part #
1.5 Inch Attachment Set (90660 Includes all of the following)	90660
1.5 Inch x 4 Foot Aluminum Wand	90286
1.5" x 14" Floor Tool with Squeegee	90644
1.5" x 14" Floor Tool with Fibre	90642
1.5" x 18" Aluminum Gulper Tool	90414
Liquid Shut-Off	90573
1.5 Inch x 15 Foot Urethane Clear Hose	18752



**TASKFORCE® 10, TASKFORCE® 15, TASKFORCE® 17, TASKFORCE® 20 TROT-MOP**

**REPLACEMENTS**

Items	Part #
Washable Filter	WD36
Cloth Filter	WD3
Cloth Filter 20 gal	WD4
Front Mount Squeegee Assembly 20 gal	FM200
Squeegee Blade Replacement set for FM100, FM100H, FM200	FM1
Hose assembly	WD25
Wand Extension (requires 2 each)	WD29
Crevice Tool	WD32
Dusting Brush Tool	WD33
Brush Head Tool	WD31
Squeegee Head Tool	WD30A
Squeegee Blade, Replacement for WD30A	WD130

Warranty: 2 yrs Parts/2 yrs Labor

**ACCESSORIES**

Items	Part #
Front Mount Squeegee Assembly 15 gal	FM100
Front Mount Squeegee Assembly 17 gal	FM100H



**EXTRACTORS**

**TORNADO**

---

## **PROFESSIONAL CLEANING PERFORMANCE MEETS EFFORTLESS OPERATION.**

Tornado extractors take the hassle out of carpet cleaning, preserving employee energy and reducing the time needed to get the job done. Rugged design and durable metal hand tools stand up to even everyday use, while wands are made to reduce fatigue and keep the team going strong. Boost productivity even further with our recycling extractors that keep time emptying tanks or hauling water to an absolute minimum, using 1/7th of the water and chemical of a traditional extractor.

# EXTRACTORS



## PS SPOTTER

The PS Spotter is one of the most effective weapons you can have in the war against spots. It performs exceptionally well on carpet spills and stains, automobile interior restoration, and furniture and upholstery cleaning. With a compact design and quiet operation, this unit is a favorite in health care and educational facilities as well as commercial buildings, restaurants, and retail stores.

- Compact design that fits easily in any car trunk or closet
- Easy filling and dumping with a removable 2-gallon recovery tank and a large opening for simple refilling and rinsing
- Powerful 1.2 hp vacuum motor for efficient water recovery
- The unit comes standard with a molded-in Lift Grip handle, transport wheels, quick-disconnect hose, and a clear-view utility tool
- Optional accessories include a stainless-steel drag wand and a steel transport handle for increased portability

SPECS	
Item #	98220
PRODUCT DIMENSIONS (LxWxH)	21" x 12.5" x 12.5"
PRODUCT WEIGHT	20 lbs
HOSE	8' solution / vacuum
SOLUTION & RECOVERY TANKS	2 gal
CFM / WATERLIFT	94 / 84"
POWER CORD TYPE / LENGTH	25", 18 gauge, 3-wire SJT, safety yellow
MOTOR TYPE / POWER	Brushed AC / 1.2 HP
POWER SUPPLY	120V / 60Hz
SOLUTION PUMP (PSI)	55 PSI
TRANSPORT	6" rear wheels, and carrying handle
INCLUDED	upholstery tool, hose

Warranty: 2 yrs Parts/10 yrs Roto/2 yrs Labor



## MARATHON 350 CARPET SPOTTER

The Marathon 350 is compact and highly-mobile carpet spotter with a go-anywhere design that can move from room to room with ease. This versatile unit can tackle a range of cleaning challenges, including upholstery, staircases, drapes, spot cleaning and even spray extraction for small, carpeted areas.

- Two large transport wheels and two front castors allow the unit to smoothly follow the operator's movements during use
- The recovery tank doubles as a removable bucket that is easy to carry and dump when full
- A solution tank filter provides enhanced pump protection
- Includes a spray suction hose, 2-piece wand, floor tool, utility hand tool and a convenient storage bag for the accessories

SPECS	
Item #	98132
PRODUCT DIMENSIONS (LxWxH)	21" x 12.5" x 12.5"
PRODUCT WEIGHT	22 lbs
HOSE	8' solution / vacuum
SOLUTION & RECOVERY TANKS	1.5 gal
CFM / WATERLIFT	79"
POWER CORD TYPE / LENGTH	15", 18 gauge, 3-wire SJT, safety yellow
MOTOR TYPE / POWER	Brushed AC / 1.5 HP
POWER SUPPLY	120V / 60Hz
TRANSPORT	6" rear wheels, and carrying handle
INCLUDED	upholstery tool, hose
SOLUTION PUMP (PSI)	58 PSI

Warranty: 2 yrs Parts/2 yrs Labor



## PRO SPOTTER & PRO SPOTTER DELUXE

These lightweight, 3.5 gallon spotters take the hassle out of cleaning spots before they become a major stain. Get professional performance for touch-ups, spot removal and locations where bigger extractors just won't fit. Constructed with heavy-duty poly housing and available in two models - either with a clear-sight upholstery tool as the Pro Spotter, or with a complete cleaning package as the Pro Spotter Deluxe.

- Filling and emptying the tanks is made easy with an ergonomic handle, wide drain spout and a stable recovery tank designed to help prevent spills
- Move effortlessly from one location to another with the telescoping handle and by tilting back on the 5 in. transport wheels
- Pro Spotter includes a 4 in. clear-sight upholstery tool and 13 ft. solution/recovery hose
- Pro Spotter Deluxe provides a complete cleaning package with a metal hand tool, pre-spray wand and hose, 2-piece carpet wand and a 10 ft. solution/recovery hose

SPECS		
Model Item #	Pro Spotter TE010-G03-U	Pro Spotter Deluxe TE011-G03-U
PRODUCT DIMENSIONS (LxWxH)	24"x14"x23"	24"x14"x23"
PRODUCT WEIGHT	35 lbs	41 lbs
HOSE	13' solution / vacuum	10' solution / vacuum
SOLUTION & RECOVERY TANKS	3.5 gal / 2.5 gal	3.5 gal / 2.5 gal
CFM / WATERLIFT	104 / 89"	104 / 89"
POWER CORD TYPE / LENGTH	15", 18 gauge, 3-wire SJTW, safety yellow	15", 18 gauge, 3-wire SJTW, safety yellow
MOTOR TYPE / POWER	Brushed AC / 1.6 HP	Brushed AC / 1.6 HP
POWER SUPPLY	120V / 60Hz	120V / 60Hz
TRANSPORT	5" rear wheels, and telescoping handle	5" rear wheels, and telescoping handle
INCLUDED	upholstery tool, hose, safety sign	upholstery tool, hose, safety sign, carpet wand, pre-spray wand / hose
SOLUTION PUMP (PSI)	55 PSI	55 PSI

# EXTRACTORS

PS SPOTTER	
REPLACEMENTS	
Items	Part #
1- 1/4 Inch Vacuum and Solution Hose with Tool # 30744	98347
ACCESSORIES	
1- 1/2 Inch Stainless Steel Wand	98347
Transport Handle Assembly	31215
1- 1/4 Inch Plastic Utility Tool (included with 30744)	30857

MARATHON 350 CARPET SPOTTER	
REPLACEMENTS	
Items	Part #
Triangle Nozzle Head Assembly	35306M-05
2-Piece Extension Wand	3530PU-04
Clear Upholstery Tool	35306M-06
Vacuum and Solution Hose Assembly	35306M-07

PRO SPOTTER & PRO SPOTTER DELUXE		
REPLACEMENTS		
Items	# TE010-G03-U	# TE011-G03-U
13 foot Hose Assembly With hand Tool	X9999	
10 foot Hose Assembly		X2058
Spray hose assembly		PX35-2-4-100
1- 1/2 Spotter Floor Wand		PFX27
Atomizing Misting Wand		WAN-PFMS
3 inch Combo Tool without Spray Nozzle		72821A
Spray Nozzle for Combo Tool		72764A
ACCESSORIES		
1- 1/2 Spotter Floor Wand	PFX27	
5 Inch Combination Hand Tool		77019
3 inch Combo Tool without Spray Nozzle	72821A	
Spray Nozzle for Combo Tool	72764A	
Atomizing Misting Wand	WAN-PFMS	
10 foot Hose Assembly	X2058	
10 foot Stretch Hose Assembly		X9058

Warranty: 2 yrs Parts/10 yrs Roto/2 yrs Labor

See pg. 75 for Chemicals

## EXTRACTORS



### MINI-MARATHON 370 CARPET EXTRACTOR

The Mini-Marathon 370 delivers quick and easy one-pass cleaning for small, carpeted areas. This compact, pull-behind unit is perfectly suited to maneuver in tight areas and can be stored and transported with ease with its folding handle and 8 inch wheels.

- Delivers powerful 110 CFM/92" waterlift and features a chevron-style brush for deep, professional carpet cleaning results
- Easy, strain-free operation with an ergonomic handle, built-in spray button and simple two-position switches within easy reach on the back of the machine
- Removable recovery tank allows for trouble-free emptying and rinsing
- The transparent tank lid makes it easy to monitor recovery liquid levels and know when it's time to empty the machine

SPECS	
Item #	98103
PRODUCT DIMENSIONS (LxWxH)	21" x 14" x 34"
PRODUCT WEIGHT	49 lbs
SOLUTION & RECOVERY TANKS	3.7 gal / 3 gal
CFM / WATERLIFT	110 / 92"
CLEANING WIDTH	12"
BRUSH WIDTH	9.5"
BRUSH RPM	1000
POWER CORD TYPE / LENGTH	35', 16 gauge, 3-wire SJTW, safety orange
MOTOR TYPE / POWER	Brushed AC / 1.4 HP
POWER SUPPLY	120V / 60Hz
PUMP	20 psi
TRANSPORT	5" rear wheels, and telescoping handle

Warranty: 2 yrs Parts/10 yrs Roto/2 yrs Labor

See pg. 45 for the replacement parts & accessories



### MARATHON SE 900 SELF-CONTAINED CARPET EXTRACTOR

The Marathon SE 900 provides superior cleaning performance thanks to its 1300 RPM floating brush head that maximizes agitation, and features a powerful 3-stage vacuum motor that maximizes water extraction for faster drying times. This pull-behind, 9-gallon extractor is designed with a slim profile, allowing the machine to be maneuvered in tight spaces and easily transported and stored.

- Constructed with a heavy-duty polyethylene body, long-lasting commercial components and stainless-steel brush housing for long-lasting use
- 18" fixed vacuum shoe for maximum recovery and efficiency
- Intuitive controls with independent vacuum, brush and pump switches for seamless shifting between functions
- Large 12" stair-climbing wheels, enabling easy transport

SPECS	
Item #	98170
PRODUCT DIMENSIONS (LxWxH)	38" x 19" x 36"
PRODUCT WEIGHT	100 lbs
SOLUTION & RECOVERY TANKS	9 gal / 6 gal
CFM / WATERLIFT	90 / 120"
CLEANING WIDTH	18"
BRUSH WIDTH	17"
BRUSH RPM	1300
POWER CORD TYPE / LENGTH	pigtail, 50' extension cord, 14 gauge, 3-wire SJT, safety yellow
MOTOR TYPE / POWER	Brushed AC / 2 HP
POWER SUPPLY	120V / 60Hz
PUMP	100 psi
TRANSPORT	12" rear wheels, and telescoping handle

Warranty: 2 yrs Parts/10 yrs Roto/2 yrs Labor

## EXTRACTORS



### MARATHON 1200 SELF-CONTAINED CARPET EXTRACTOR

Ergonomically designed to clean large areas with ease and comfort, the Marathon 1200 delivers superior durability, easy operation, and maximum cleaning productivity. Unlike all other self-contained units, this extractor utilizes a unique, patented internal bladder design that maintains constant brush pressure on the surface for optimal extracting performance regardless of the fluid levels.

- The bladder design enables a narrow profile with improved sight lines for the operator
- The 2 h.p. vac motor, 900 rpm brush speed, and 100 psi solution pump combine for maximum extraction power
- Clear tank lids permit monitoring of solution and recovery levels, with molded finger-grips for quick removal while refilling or cleaning the tanks
- Easy-access design allows for quick maintenance and service

SPECS	
Item #	98168
PRODUCT DIMENSIONS (LxWxH)	36" x 20" x 38.5"
PRODUCT WEIGHT	100 lbs
SOLUTION & RECOVERY TANKS	12 gal. / 14 gal.
CFM / WATERLIFT	99 / 117"
CLEANING WIDTH	19"
BRUSH WIDTH	17"
BRUSH RPM	900
POWER CORD TYPE / LENGTH	pigtail, 50' extension cord, 14 gauge, 3-wire SJT, safety yellow
MOTOR TYPE / POWER	Brushed AC / 2 hp
POWER SUPPLY	120V / 60Hz
PUMP	100 psi
TRANSPORT	10" rear wheels, transport handle

Warranty: 2 yrs Parts/10 yrs Roto/2 yrs Labor



### MARATHON 2000 SELF-PROPELLED CARPET EXTRACTOR

Handle large area extraction jobs with ease and efficiency with the Marathon 2000. This 20-gallon, self-propelled, forward-operation unit sets the standard among self-contained carpet pull-behind extractors, covering up to 8,500 sq. ft. per hour with variable, operator-controlled speed. With an adjustable brush, 100 psi solution pump, and 22" vac shoe, the Marathon 200 provides deep-down cleaning in one pass.

- Three-stage vac motor with 135" waterlift for optimal cleaning performance
- Built-tough with a roto-molded design and a simple, two-piece main body for added durability
- Variable solution pump provides the ultimate control over the flow of solution to the carpet
- A sealed transaxle drive system, two large rear wheels, and two front swivel castors provide easy transport
- The unit comes standard with a pre-spray hose and wand for cleaning edges, corners, and for spotting applications

SPECS	
Item #	98190
PRODUCT DIMENSIONS (LxWxH)	51" x 22" x 38"
PRODUCT WEIGHT	190lbs
SOLUTION & RECOVERY TANKS	20 gal / 20 gal
CFM / WATERLIFT	95 / 136"
CLEANING WIDTH	22"
BRUSH WIDTH	19"
BRUSH RPM	1000
POWER CORD TYPE / LENGTH	pigtail, 75' extension cord, 12 gauge, 3-wire SJT, safety yellow
MOTOR TYPE / POWER	Brushed AC / 2 hp
POWER SUPPLY	120V / 60Hz
PUMP	100 psi
TRANSPORT	10" rear wheels, transport handle
INCLUDED	Pre-spray wand

Warranty: 2 yrs Parts/10 yrs Roto/2 yrs Labor

See pg. 45 for the replacement parts & accessories

## EXTRACTORS



### SURGE 10 MID-SIZE CARPET EXTRACTOR

The compact design of this 10-gallon extractor enables easy navigation of tight spaces and convenient storage of the unit, making it perfect for hospitality, multifamily and commercial settings. This unit features a powerful three-stage vacuum motor to remove more water and soil, resulting in faster drying times and extended carpet life.

- Large 10" rear wheels ease mobility over stairs and curbs, while handle-mounted transport wheels take the strain out of loading and unloading the unit from a vehicle
- Built to last with durable roto-molded housing and long-lasting commercial components
- Clamshell design improves access to mechanical components, reducing downtime for repairs and maintenance
- Intuitive controls include front-mounted power switches for operator convenience
- Unit comes complete with a two-piece wand and 20 ft. hose

SPECS	
Item #	TE070-G10-U
PRODUCT DIMENSIONS (LxWxH)	29" x 22" x 36"
PRODUCT WEIGHT	93 lbs
HOSE	20' outsider
SOLUTION & RECOVERY TANKS	8 gal / 10 gal.
CFM / WATERLIFT	97 / 135"
POWER CORD TYPE / LENGTH	pigtail, 75' extension cord, 12 gauge, 3-wire SJT, safety yellow
MOTOR TYPE / POWER	Brushed AC / 2 hp
SINGLE OR DUAL MOTOR	single
POWER SUPPLY	120 / 60hz
PUMP	100 psi
TRANSPORT	10" rear wheels, transport handle
INCLUDED	Hose, 2pc. Wand

Warranty: 2 yrs Parts/10 yrs Roto/2 yrs Labor



### SURGE 220 & SURGE 500 CARPET EXTRACTOR

The Surge 220 and 500 Carpet Extractors provide a winning combination of 15-gallon solution and recovery tanks with a 133 CFM vacuum for greater cleaning capacity and reduced drying times. These units feature an Airwatt motor, the industry's only vacuum motor specifically designed for wet pick-up, with sealed-bearings and an electronic float shutoff for unmatched protection against moisture. Designed with the user in mind, Surge extractors include on-board storage for the hose, wand, cords and chemicals, easy to access controls, and time-saving features to fill, drain and maintain your machine.

- Intuitive controls all conveniently located on top of the machine
- Highly mobile with large 12" rear wheels, a unique stair-assist design and handle-mounted transport wheels
- The rear service panel and clamshell design allow easy access to the pump, vac and heater
- Unit includes a two-piece wand and 20-ft insider hose

SPECS			
Model Item #	Surge 220 TE200-G15-U	Surge 500 TE310-G15-U	
PRODUCT DIMENSIONS (LxWxH)	36.5 x 23.5" x 45.5"	36.5 x 23.5" x 45.5"	
PRODUCT WEIGHT	152	152	
HOSE	20' Insider	20' Insider	
SOLUTION & RECOVERY TANKS	15 gal / 15 gal	15 gal / 15 gal	
CFM / WATERLIFT	133 / 125"	133 / 125"	
POWER CORD TYPE / LENGTH	pigtail, locking 25' 12 gauge, 3-wire SJTW, safety yellow	pigtail, locking 25' 12 gauge, 3-wire SJTW, safety yellow	
MOTOR TYPE / POWER	Brushed AC / .83 hp	Brushed AC / .83 hp	
POWER SUPPLY	120 / 60hz	120 / 60hz	
PUMP	220 psi	50 - 500 psi	
HEATER	1710 watt	1710 watt	
TRANSPORT	12" rear wheels, transport handle	12" rear wheels, transport handle	
INCLUDED	Hose, 2pc. Wand	Hose, 2pc. Wand	
APPROVALS	ETL		

Warranty: 4 yrs Parts/10 yrs Roto/2 yrs Labor

## EXTRACTORS

### MINI-MARATHON 370 CARPET EXTRACTOR

#### ACCESSORIES

Items	# 98103
Upholstery Cleaning Kit	PFX3S-KNS

### MARATHON SE 900 SELF-CONTAINED MARATHON 1200 SELF-CONTAINED & MARATHON 2000 SELF-PROPELLED EXTRACTORS

#### REPLACEMENTS

Items	# 98170 # 98168 # 98190
25' Extension Cord 12-3 gauge (98170)	M1374
50' Extension Cord 14-3 gauge (98168)	32217
75' Extension Cord 12-3 gauge (98190)	72314A

#### ACCESSORIES

Upholstery Cleaning Kit for 98170	98170-KNS
10 ft Vac/Solution Hose	1501WDS-T
20 ft Vac/Solution Hose	1504WDS-B
20 ft Insider Vac/Solution Hose	1506WDSI-T
Double Bend Wand Single Jet	PFX-NS.1
Double Bend Wand Dual Jet	PFX-2HP
Stair Tool 30"x10" - Stainless Head	AA173.1
Stair Tool 30"x8" - Plastic Head	AA174.1
Crevice Tool - Stainless	AA160.1
Detail Tool Stainless Double Chamber	AA144DC
Detail Tool Stainless 3.5" Head	AA162.1

### SURGE 10 MID-SIZE CARPET EXTRACTOR SURGE 220 & SURGE 500 CARPET EXTRACTOR

#### REPLACEMENTS

Items	# TE070-G10-U # TE200-G15-U # TE310-G15-U
2 Piece Single Bend Wand	PFX-2PC
20 Foot Insider Hose Assembly	1504WDSI
20 Foot High Pressure Insider Hose Assembly	1504WDSI-HP

#### ACCESSORIES

Stainless Steel Detail Tool Stainless 3.5" Head	AA162.1
Stainless Steel Crevice Tool - Stainless	AA160.1
Upholstery Tool - Stainless	AA176.1
2 Jet Wonder Wand	WW1000-2
Detail Tool Stainless Double Chamber	AA144DC



#### Onboard Storage

Built-in storage for the wand, hose, power cords, and chemical bottles makes it easy to transport and store this unit.



#### Service Access

The rear service panel and clamshell design allow easy access to the pump, vac and heater, drastically reducing downtime for repairs and maintenance.



#### Increased Mobility

The large 12" rear wheels, unique stair-assist design and handle-mounted transport wheels take the strain out of going up and down stairs and loading and unloading the machine.

See pg. 75 for Chemicals



**RECYCLING EXTRACTORS WITH CFR TECHNOLOGY**

Tornado with CFR (Continuous Flow Recycling) Technology is an environmentally preferred carpet cleaning system with patented technology that provides superior moisture-controlled cleaning, faster drying times, and unmatched cleaning productivity.



**Less Water Usage**

By recycling water through the four-level filtration system, these extractors use 1/7th of the water and chemical that traditional extractors consume



**Increased Productivity**

Significantly reduces wasted time filling and emptying tanks



**Moisture Control**

Moisture-controlled atomization within the extraction and hand-tool recover up to 50% more than traditional extraction tools



**Improved IAQ**

Significantly reduces the health and safety issues associated with mold and mildew that can result from traditional extractors that leave behind excessive moisture



**ECO 500 SERIES**

Tornado's portable Eco 500 Series upright extractors equip carpet cleaning professionals with all of the tools required to achieve contractor-grade, deep-cleaning results. These ten gallon workhorses are designed to meet a multitude of cleaning demands, and are equipped with state-of-the-art, high-efficiency air-watt motors for increased cleaning performance.

- Wheeled handle for easy loading
- Hinged tank design for easy access to internal components
- Front mounted drain hose for fast solution disposal
- Easy access to all filters for routine maintenance and cleaning
- Front mounted pressure gauge/adjustment knob to monitor cleaning performance
- Kitted units include wand, hand tool and hose



**PRO 500 & 750 SERIES**

The Pro Series 500 and 750 p.s.i. upright extractors top the industry in productivity. These workhorse, 13-gallon machines are highly portable and provide superior versatility, tackling a wide range of cleaning tasks including restorative carpet care, stairs, upholstery, fabric office partitions, and even hard surfaces with grouted tile.

- Wheeled handle for easy loading
- Hinged tank design for easy access to internal components
- Front mounted drain hose for fast solution disposal
- Easy access to all filters for routine maintenance and cleaning
- Front mounted pressure gauge/adjustment knob to monitor cleaning performance
- Kitted units include wand, hand tool and hose

**SPECS / ECO 500 SERIES**

	ECO 500 AW	ECO 500 AWH (Heated)	ECO 500 AW Plus	ECO 500 AWH Plus (Heated)
Unit Only	# 98838	# 98842	# 98848	# 98846
Kitted w/Tools	# 98840	# 98844	# 98852	# 98854
PRODUCT DIMENSIONS (LxWxH)	29" x 20" x 35"	29" x 20" x 35"	29" x 20" x 40"	29" x 20" x 40"
PRODUCT WEIGHT	86 lbs	96 lbs	88 lbs	98 lbs
HOSE (KITTED UNITS ONLY)	33' Insider	33' Insider	33' Insider	33' Insider
SOLUTION & RECOVERY TANKS	10 gal	10 gal	15 gal	15 gal
CFM / WATERLIFT	141 / 125"	141 / 125"	141 / 125"	141 / 125"
POWER CORD TYPE / LENGTH	(1) locking 25' 12 gauge, 3-wire SJTW, safety yellow	(2) locking 25' 12 gauge, 3-wire SJTW, safety yellow	(1) locking 25' 12 gauge, 3-wire SJTW, safety yellow	(2) locking 25' 12 gauge, 3-wire SJTW, safety yellow
MOTOR TYPE / POWER	Brushed AC / .83 hp	Brushed AC / .83 hp	Brushed AC / .83 hp	Brushed AC / .83 hp
POWER SUPPLY	120v / 60hz	120v / 60hz	120v / 60hz	120v / 60hz
PUMP	500 psi	500 psi	500 psi	500 psi
HEATER		1710 watt		1710 watt
TRANSPORT	10" rear wheels, transport handle	10" rear wheels, transport handle	10" rear wheels, transport handle	10" rear wheels, transport handle

Warranty: 4 yrs Parts/10 yrs Roto/2 yrs Labor

**SPECS / PRO 500 & 750 SERIES**

	Pro 500	Pro 500 (Perfect Heat)	Pro 750
Unit Only	# 98820	# 98830	# 98818
Kitted w/Tools	# 98822	# 98832	# 98836
PRODUCT DIMENSIONS (LxWxH)	29" x 41" x 22"	29" x 41" x 22"	29" x 41" x 22"
PRODUCT WEIGHT	124	128	128
HOSE (KITTED UNITS ONLY)	33' Insider	33' Insider	33' Insider
SOLUTION & RECOVERY TANKS	13 gal	13 gal	13 gal
CFM / WATERLIFT	101 / 150"	101 / 150"	97 / 135"
POWER CORD TYPE / LENGTH	(1) 25' 12 gauge, 3-wire SJTW, safety yellow	(2) 25' 12 gauge, 3-wire SJTW, safety yellow	(1) 25' 12 gauge, 3-wire SJTW, safety yellow
MOTOR TYPE / POWER	Brushed AC / .83 hp	Brushed AC / .83 hp	Brushed AC / .83 hp
POWER SUPPLY	120v / 60hz	120v / 60hz	120v / 60hz
PUMP	500 psi	500 psi	750 psi
HEATER		1710 watt	
TRANSPORT	12" rear wheels, transport handle	12" rear wheels, transport handle	12" rear wheels, transport handle

Warranty: 4 yrs Parts/10 yrs Roto/2 yrs Labor



**CASCADE 20 SERIES**

The revolutionary, eco-friendly Cascade 20 system utilizes healthier, sustainable cleaning technology to reduce organic materials in the carpet, minimizing odors and increasing the health and safety of building occupants. With a patented vacuum shoe and unique rapid recovery process that atomizes the carpet solution and controls moisture, the Cascade 20 system delivers truly deep-cleaned carpets and reduced drying times compared to traditional extractors.

- Self-propelled, forward operation extractor
- Consumes less water and chemicals
- Minimizes the development of mold, fungus and allergens in carpets
- Delivers faster drying times so your space is clean, dry and ready in a fraction of the time of normal extraction
- Can be use on a variety of surfaces with additional hand and floor tools, including congested carpeted areas, upholstery, fabric-covered walls and partitions, and even hard surfaces such as grouted tile, walls and floors.
- Kitted units include wand, hand tool and hose

SPECS / CASCADE 20	
Item #	98856 Unit Only 98858 Kitted w/Tools
PRODUCT DIMENSIONS (LxWxH)	45" x 24" x 43"
PRODUCT WEIGHT	124
HOSE (KITTED UNIT ONLY)	33' insider
SOLUTION & RECOVERY TANKS	25 gal.
CFM / WATERLIFT	101 / 150"
CLEANING WIDTH	20"
POWER CORD TYPE / LENGTH	(1) 75' 12 gauge, 3-wire SJTW, safety yellow
MOTOR TYPE / POWER	Brushed AC / 2 hp
POWER SUPPLY	120v / 60hz
PUMP	400 psi
TRANSPORT	10" rear wheels, transport handle

CFR REPLACEMENT PARTS AND ACCESSORIES			
Items	ECO 500	Pro 500 & 750	Cascade 20
In Tank Filter	72777B		
Inlet Filter Disposable 6 Pack	72776B		
Mesh Inlet Filter Basket	72774B		
Filter Cleaning Nozzle Assembly		60567A	
Main Filter 55 Micron		72224C	
Pump Protection Filter		71495A	
Inlet Filter		72326A	
5 Inch Combination Hand Tool		77019	
7 - 1/2 Inch Special Purpose Fabric Hand Tool		77008	
3 Inch Combo Hand Tool		77001	
11 inch Reverse Rapid Recovery Wand		77003	
11 inch Forward Rapid Recovery Wand		77004	
11 Inch Wonder Wand Without Trigger		77000	
16' Flex Hose Assembly		77009	
33' Crush-Proof Hose Asssembly		77017	

Warranty: 4 yrs Parts/10 yrs Roto/2 yrs Labor  
Requires CFR-branded chemicals designed for recycling

See pg. 75 for Chemicals



**MAXIMIZE  
PRODUCTIVITY  
MINIMIZE LABOR.**

# FLOORFINISH MACHINES



---

## **SAVE TIME WITH FULL-CONTACT CLEANING.**

Stripping, buffing, and burnishing floors can be tedious and time-consuming—but Tornado floor machines make it easier. With floating, full-contact heads, they deliver faster, more effective results, while their rugged design ensures lasting performance and minimized downtime.

## FLOOR MACHINES



### M SERIES 17" & 20"

Tornado's M Series Floor Machines are built for demanding environments, featuring a rolled steel base, non-marking soft bumper guards, and a triple planetary gear system. From daily polishing to heavy scrubbing or stripping, these machines will increase your cleaning team's efficiency and minimize equipment downtime.

- Dual-capacitor 1.5 HP motor delivers high power with low amp draw
- Cast aluminum Start Guard I handle with cushioned grips for reduced operator fatigue
- Cam-lever provides variable height adjustment
- Quick-grip pad holder comes standard
- Optional pads and brushes available for a variety of applications

SPECS		
Model Item #	M 17" 97590	M 20" 97595
PRODUCT DIMENSIONS (LxWxH)	23" x 17" x 49"	26" x 20" x 49"
PRODUCT WEIGHT	100 lbs	105 lbs
PAD SIZE	17"	20"
MOTOR (hp)	1.5	1.5
SPEED (RPM)	175	175
POWER SUPPLY	120 V	120 V
POWER CORD TYPE / LENGTH	50' UL listed 14/3 STW - A	50' UL listed 14/3 STW - A
RUNNING AMPS	15	15
APPROVALS	cETLus	cETLus

### REPLACEMENTS

Items	# 97590	# 97595
16 Inch Pad Driver	TL16	
19 Inch Pad driver		TL19

### ACCESSORIES

Items	Part #
Solution Tank	FM91
Pad retainer	F44P

Warranty: 2 yrs Parts/2 yrs Labor

See Pads/Brushes pg. 74 for additional Accessories



### M SERIES 17" & 20" DUAL SPEED

Tornado's M Series Dual Speed Floor Machines are built for demanding environments just like the single speed M Series models, but offer enhanced versatility to provide stripping or ultra high-speed polishing. Whether you need 175 RPM or 320 RPM, our dual speed machines will provide the high-shine floors you need in your facility.

- Dual-capacitor 1.5 HP motor delivers high power with low amp draw
- Cast aluminum Start Guard I handle with cushioned grips for reduced operator fatigue
- Cam-lever provides variable height adjustment
- Quick-grip pad holder comes standard
- Optional pads and brushes available for a variety of applications

SPECS		
Model Item #	M 17" Dual 98476	M 20" Dual 98484
PRODUCT DIMENSIONS (LxWxH)	23" x 17" x 49"	26" x 20" x 49"
PRODUCT WEIGHT	100 lbs	105 lbs
PAD SIZE	17"	20"
MOTOR (hp)	1.5	1.5
SPEED (RPM)	175/320	175/320
POWER SUPPLY	120 V	120 V
POWER CORD TYPE / LENGTH	50' UL listed 14/3 STW - A	50' UL listed 14/3 STW - A
RUNNING AMPS	MAX 17	MAX 17
APPROVALS	cETLus	cETLus

### REPLACEMENTS

Items	# 98476	# 98484
Dual Speed 17 Inch Pad driver	DS17	
Dual Speed 20 Inch Pad driver		DS20

### ACCESSORIES

Items	Part #
Solution Tank	FM91
Pad retainer	F44P

Warranty: 2 yrs Parts/2 yrs Labor

See Pads/Brushes pg. 74 for additional Accessories

## FLOOR MACHINES



### BRUTE FORCE SERIES 17" & 20"

Tornado's® Brute Force Series Floor Machines feature a patented, non-conductive one-piece body that absorbs torque and vibration normally felt while operating a floor machine. The one-piece base and motor housing ensures that wires and capacitors are completely enclosed, enhancing the machine's durability, longevity and safety. Available in 17" and 20" models, these rugged machines set a new standard for performance and reliability.

- Triple planetary gear system and powerful 1.5 HP motor tackle tough jobs with ease
- Patented design keeps motor running cool and provides a longer life
- One-piece housing provides easy motor access
- Tilt up position for easy pad change
- Unit Includes pad holder and pad retainer; optional 3-gallon solution tank attachment for dispensing solution

SPECS		
Model Item #	Brute Force 17" 97562B	Brute Force 20" 97564B
PRODUCT DIMENSIONS (LxWxH)	31" X 20.5" X 44.5"	31" X 20.5" X 44.5"
PRODUCT WEIGHT	103.5 lbs	104.5 lbs
PAD SIZE	17"	20"
MOTOR (hp)	1.5	1.5
SPEED (RPM)	175	175
POWER SUPPLY	120 V	120 V
POWER CORD TYPE / LENGTH	50' UL listed 14/3 STW - A	50' UL listed 14/3 STW - A
RUNNING AMPS	15	15
APPROVALS	cETLus	cETLus

### REPLACEMENTS

Items	# 97562B	# 97564B
16 Inch Pad Driver	TL16	
19 Inch Pad Driver		TL19

### ACCESSORIES

Items	Part #
Solution Tank	FM91
Pad retainer	F44P

Warranty: 2 yrs Parts/10 yrs Rolo/2 yrs Labor



### OB 20 & OB 20 W/ FINISH REMOVAL KIT

Tornado's OB 20 orbital floor machine elevates traditional cleaning with a square pad design, 3/4 inch thick epoxy-coated steel frame, 180 lbs. of down pressure, and 3,530 RPM brush speed. This machine provides fast, deep cleaning across multiple hard floor types and the ability for chemical-free finish removal, saving on chemical costs and protecting the health and safety of building occupants.

- Whisper-quiet 64 dB(A) operation
- Easy-to-use handle adjustment and interlocking triggers to ensure operator safety
- Available with optional Finish Removal Kit (model# 97602) including a handle mounted vacuum and HEPA filtration for dust control
- Optional items include a weight kit, solution tank, and a variety of pads

SPECS	
Item #	97600 - OB 20 97602 - w/ Finish Removal Kit
PRODUCT DIMENSIONS (LxWxH)	20" x 20" x 46"
PRODUCT WEIGHT	180 lbs
PAD SIZE	20" x 14"
MOTOR (hp)	1.5 hp / 1118w
SPEED (RPM)	3530
POWER SUPPLY	120 V
POWER CORD TYPE / LENGTH	50' UL listed 12/3 STW - A
RUNNING AMPS	15
APPROVALS	cULus

### REPLACEMENTS

Items	# 97600	# 97602
Dust Control Kit		90047

### ACCESSORIES

Dust Control Kit	90047	
Solution Tank Kit		90052
Weight Kit Includes (2) 20 lbs Weights		90048
Paper Bag 6Qt 10 Pack		C352-2500
Cloth Shake Out Bag 6Qt		C352-1400

Warranty: 2 yrs Parts/2 yrs Labor

See Pads/Brushes pg. 74 for additional Accessories



**BRUTE FORCE SERIES OF HIGH-SPEED GLAZERS**

Tornado's® Brute Force Series of High-Speed Burnishers provide excellence in design, operator comfort, and unsurpassed burnishing performance. The specially patented design and precision balanced weight distribution delivers full pad-to-floor contact and 2,000 RPMs, resulting in a smooth, even gloss and greater efficiency.

- Available with Dust Control (98486), meeting LEED and CIMS-GB standards
- Unique, one-piece rotationally molded housing designed to absorb torque and vibration
- Completely enclosed motor with a patented design keeps motor running cool and provides a longer life, with quick access for maintenance
- Floating handle provides great maneuverability with no "flutter" or pull
- Unit Includes pad holder and pad retainer

SPECS		
Model Item #	Brute Force Glazer 98482B	w/Dust Control 98486
PRODUCT DIMENSIONS (LxWxH)	35.5" X 23" X 44.5"	35.5" X 23" X 44.5"
PRODUCT WEIGHT	89 lbs	89 lbs
PAD SIZE	20"	20"
PAD PRESSURE	16 lbs	17 lbs
MOTOR (hp)	1.5	1.5
SPEED (RPM)	2000	2000
POWER SUPPLY	120v	120v
POWER CORD TYPE / LENGTH	75' UL listed 12/3 STW - A	75' UL listed 12/3 STW - A
DRIVE	Belt Driven	Belt Driven
DUST CONTROL	No	Yes
APPROVALS	Meets LEED and CIMS-GB standards	Meets LEED and CIMS-GB standards

REPLACEMENTS		
Items	# 98482B	# 98486
20 Inch Flexible pad driver		X8862
Burnisher Dust Filter		19069
Pad retainer		F44P

Warranty: 2 yrs Parts/10 yrs Roto/2 yrs Labor

See Pads/Brushes pg. 74 for additional Accessories



**BATTERY GLAZER 17**

The Battery Glazer 17 provides high-performance floor burnishing with minimal impact on the environment thanks to its maintenance-free AGM batteries. It also features a dust control system to dramatically reduce airborne dust and contaminants, ensuring healthier indoor air quality and meeting LEED-EB standards. Delivering two hours of run time, the Battery Glazer 17 greatly increases your cleaning productivity, saving you time and money.

- Operates at an incredibly low 59 dB(A)
- Cleans more than 7,500 sq. ft./hr.
- Easy storage with collapsible handle and transport wheels on back on the unit
- Eco-friendly, rechargeable AGM batteries and on-board charger come standard
- Pad holder and pad retainer included


SPECS	
Item #	98494
PRODUCT DIMENSIONS (LxWxH)	26"X18"X39"
PRODUCT WEIGHT	141 lbs
PAD SIZE	17"
PAD PRESSURE	6 lbs
PRODUCTIVITY (sq ft/hr)	7,500
MOTOR (hp)	0.6
SPEED (RPM)	1500
POWER SUPPLY	(2) 12V GEL Batteries
BATTERY RUN TIME	2 hrs
BATTERY CHARGE TIME	8 hrs

REPLACEMENTS	
Items	Part #
AGM 12v/ 55Ah Battery	99562
Pad driver	05-4085-0500
Pad retainer	02-3853-0000

Warranty: 2 yrs Parts/2 yrs Labor



**SAVE TIME WITH FULL-CONTACT CLEANING**



# SWEEPERS

---

## **SWEEEPERS THAT GO ANYWHERE.**

Ditch the broom and tackle dirt and debris more efficiently with Tornado sweepers. These battery-operated units are available in a range of sizes to suit your facility needs and are built tough to handle daily use indoors and out. Engineered to be quiet without compromising on power, our sweepers can be used any time of day without disturbing building occupants.

# SWEEPERS



## EB 30/1 MINI-SWEEPER

The EB 30 battery-powered mini-sweeper is compact, efficient, and ultra-quiet at 56 dBA—ideal for cleaning around people and where quiet operation is a necessity. With a 12" cleaning path and powerful brush head, it captures debris in a removable 1-liter bin. The 7.2V rechargeable lithium-ion battery provides convenient cordless operation, while the included charger offers a full charge in about 3 hours. Make sweeping chores quick and quiet with the EB 30 Mini-Sweeper; quicker than a vacuum cleaner, more effective than a broom.

- Compact and extremely lightweight at just over 6 lbs., allowing it to be easily maneuvered in tight spaces and transported just about anywhere
- Adjustable handle with an ergonomic grip
- Locks into an upright position for easy storage
- Removeable lithium-ion battery and standard charger included
- Optional 50-minute quick-charger

SPECS		REPLACEMENTS	
Item #	93222	Items	Part #
PRODUCT DIMENSIONS (LxWxH)	9.8" x 11.8" x 43.3"	Li-Ion Battery	K46540290
PRODUCT WEIGHT (w/ battery)	6.2 lbs	Wall Plug Charger	K66459140
CLEANING PATH	12"	Black Roller Brush	K47624000
CAPACITY	0.26 gal	<b>ACCESSORIES</b>	
SOUND LEVEL	56 dB(A)	Items	Part #
POWER SUPPLY	7.2V / 2.5Ah	Red Roller Brush	K47624010
BATTERY TYPE	Rechargeable Li-Ion battery	Quick Charger (90 min.)	K66541970
BATTERY RUN TIME	Up to 50 mins		
BATTERY CHARGE TIME	<2 hrs		
APPROVALS	EAC		

Warranty: 1 yr Parts/90 days Labor



## SWB 26/8 BATTERY SWEEPER

The SWB 26/8 Battery Sweeper moves effortlessly between carpet and hard floors. In any application where a wide-area corded vacuum isn't practical, the SWB 26/8 is the perfect solution. With a 26" wide cleaning path and easy maneuverability, it picks up all types of debris including hard to pick up items such as sand, popcorn, packaging material, tags, and clips.

- Moves easily from hard floors to carpeted spaces and back again
- Utilizes unique overthrow system for optimal utilization of waste container capacity
- Dust-control filter system for improved air quality
- Large, non-marking rear wheels and front castor for enhanced mobility
- Collapsible handle for convenient storage

LIMITED QUANTITY AVAILABLE

SPECS		REPLACEMENTS	
Item #	96210	Items	Part #
PRODUCT DIMENSIONS (LxWxH)	32" x 28" x 24"	Belt	39113
PRODUCT WEIGHT (w/ battery)	124 lbs	Filter	90100
CLEANING PATH	26"	Battery	39091
PRODUCTIVITY (sq ft/hr)	26,000	Main Broom (Need 2)	39122
CAPACITY	9 gal	Broom Side Brush	39167
FILTRATION SYSTEM	3 Micron @ 99.7%		
FILTER SHAKER	Manual		
SOUND LEVEL	67 dB(A)		
POWER SUPPLY	24 V		
BATTERY TYPE	12 V		
BATTERY RUN TIME	1.5 hrs		
BATTERY CHARGE TIME	4 hrs		

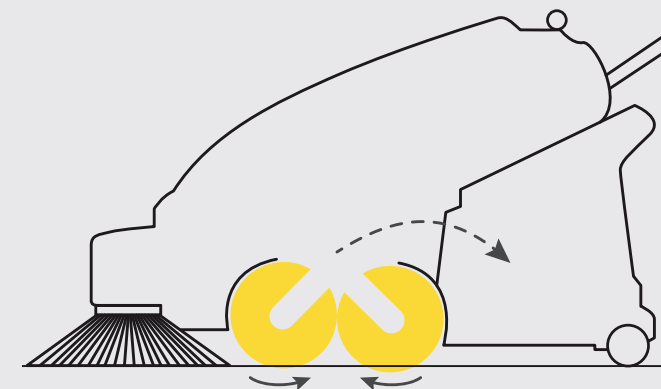
Warranty: 2 yrs Parts/10 yrs Roto/2 yrs Labor



## TORRENT 28 & 43 WALK-BEHIND BATTERY SWEEPERS

Leave no debris behind with the new Torrent Walk-Behind Battery Sweepers! Available in 28" or 43" Wide models, these sweepers feature an innovative Tandem Roller System (TRS) with dual counter-rotating brushes that effectively capture everything from large debris to dirt and sand. Maximize productivity and efficiently clean large spaces with long battery run time and the ability to cover 30,000-47,000 sq. ft./hr.

- Oversized 14" front wheels and a strategically positioned rear caster wheel provide superior maneuverability and effortless handling in tight spaces
- Foldout side brush(es) expands sweeping range and enables effective cleaning of corners and along edges
- Powerful, front-mounted LED headlight to illuminate all dust and debris in the cleaning path
- Includes a flat-pleat filter and a continuously-active dust control motor to vacuum and filter dust particles and improve air quality



The Tandem Roller System uses the front brush as a transport roller while the rear brush rotates against the direction of travel to maximize the intake of dirt and debris.

# SWEEPERS

SPECS		
Model Item #	Torrent 28 TW050-W28-U	Torrent 43 TW050-W43-U
PRODUCT DIMENSIONS (LxWxH)	59" x 27.5" x 43"	65" x 32" x 47"
PRODUCT WEIGHT (w/ battery)	181 lbs	273 lbs
SIDE BRUSHES (1 or 2)	1	2
CLEANING PATH		
Side Broom(s) Retracted	23.6"	35.4"
Side Broom(s) Extended	28"	43"
Main Brush	16"	19.7"
PRODUCTIVITY (sq ft/hr)	30,139	47,361
CAPACITY	10 gal	17 gal
FILTRATION SYSTEM	Single Stage Filtration with Flat-Pleat Filter	Single Stage Filtration with Flat-Pleat Filter
FILTER SHAKER	Manual	Electric
SOUND LEVEL	54 dB(A)	62 dB(A)
POWER SUPPLY	12 V/75 Ah (C20) AGM	2 x 12 V/50 Ah (C20) AGM
BATTERY RUN TIME	4hrs	Up to 2.5hrs
BATTERY CHARGE TIME	6hrs	8hrs

REPLACEMENTS		
Items	# TW050-W28-U	# TW050-W43-U
Battery	39799	39825 (2)
Battery Charger	39910	39822
Side Brush Broom	39801	
Ignition Key Set	39823	
Hood Lock Key	39824	
Filter	39802	39807
Brushroll	39800	39813
Front/ Rear Rubber Flap	39808	39894
Side Rubber Flap (right or left)	39809	39895



The foldout side brush effectively cleans corners and along edges, and includes non-marking wheels and the ability to retract upon contact to protect walls and transport through doorways

# BLOWERS



---

## **DO MORE, WITH LESS.**

Tornado's industrial-strength blowers are engineered to be the most efficient, versatile and durable carpet drying solution. Our lightweight, stackable designs let your team transport multiple units in one trip, while daisy-chain capability and whole room dryers enable quick drying of larger spaces, freeing up your team to handle other tasks simultaneously.

## BLOWERS



### WINDSHEAR™ STORM

### WINDSHEAR™ STORM DELUXE

Perfect for professionals, the Windshear Storm is the perfect combination of drying performance, size and affordability. Featuring advanced "Driven Air" technology, it delivers powerful airflow of 3,400 feet per minute. Weighing up to 45% less than traditional blowers at just 17.75 pounds, the compact design delivers increased power in a lighter, slimmer profile and offers easier transport and storage thanks to its "briefcase-style" handle and stackable design.

- Multi-directional operation
- Compact size and stackable design fits two units where one standard blower would fit
- Low maximum operating AMPs of only 2.8
- Quiet operation in lowest setting at 66.5 dB(A)
- Deluxe model features a kickstand and the ability to daisy chain five units together

SPECS	
Item #	98778 – Windshear Storm 98780 – Windshear Storm Deluxe
PRODUCT DIMENSIONS (LxWxH)	22" x 16.5" x 11.5"
PRODUCT WEIGHT	17.75 lbs (98778) / 18 lbs (98780)
SPEEDS	3-Speed
CONSTRUCTION	Co-Polymer Polyethylene
MOTOR (HP, Amp)	.4 hp / 2.8 A
POWER SUPPLY	120 V
DRYING POSITIONS	2 (98778) 4 (98780)
DAISY CHAIN CAPABLE	No (98778) Yes (98780)
APPROVALS	cETLus

Warranty: 1 yr Parts/1 yr Labor

### WINDSHEAR™ 3200 DRYER

### WINDSHEAR™ 3200 SAFETY DRYER

The Windshear™ 3200 Dryer is built for powerful air movement and long-lasting use. With a 0.6 HP motor, this machine can produce 3,758 FPM of air movement to dry your facility faster. It also features a durable yet lightweight injection-molded polypropylene housing, designed to withstand the rigors of daily use. This construction makes it not only long-lasting, but also easy to transport, outperforming competitive models in durability and portability.

- Three speed settings for controlled drying
- Adjustable kickstand and three operating positions
- Space-saver stackable design takes up less room in storage
- Reinforced motor lugs to prevent damage in transport
- Molded, easy-carry handle for portability
- Safety model includes extendable handle and yellow safety "caution" sleeve

SPECS	
Item #	98774 – Windshear 3200 98786 – Windshear 3200 Safety
PRODUCT DIMENSIONS (Lx-WxH)	18.74" x 15.4" x 18.93"
PRODUCT WEIGHT	20 lbs (98774) / 21.1 lbs (98786)
SPEEDS	3-Speed
VELOCITY (FPM)	3,758
CONSTRUCTION	Injection Molded, Polypropylene, Copolymer
MOTOR (HP, Watt, Amp)	.6 hp / 522W / 4.35 A
POWER SUPPLY	120 V
DRYING POSITIONS	4
DAISY CHAIN CAPABLE	No
APPROVALS	cETLus

### ACCESSORIES

Items	Part #
Safety Sleeve Sign	X2501

Warranty: 1 yr Parts/1 yr Labor

## BLOWERS



### WINDSHEAR™ SIDEDRAFT

Tornado's® Windshear™ Sidedraft is your versatile solution for drying carpets, drywall, paint, furniture, and more, with six-position versatility for optimum drying. It is also ideal as a box fan, with powerful airflow of 3,000 CFM to enhance cooling and air circulation in any commercial or industrial environment - making it a must-have for drying and ventilation tasks.

- Daisy chain up to five units together with built-in GFCI outlet
- Low 2.2 amp draw
- Stack up to five high for efficient storage and transport
- Durable, roto-molded construction

SPECS	
Item #	98782
PRODUCT DIMENSIONS (LxWxH)	24" x 24" x 21"
PRODUCT WEIGHT	37 lbs
SPEEDS	3-Speed
CONSTRUCTION	Polyethylene
MOTOR (HP, Watt, Amp)	0.25 hp / 253W / 2.2 A
POWER SUPPLY	115 V / 60 Hz
DRYING POSITIONS	4
DAISY CHAIN CAPABLE	Yes
APPROVALS	cETLus

### ACCESSORIES

Items	Part #
Caster Kit	PDF5C

Warranty: 1 yr Parts/10 yrs Roto/1 yr Labor



### WINDSHEAR™ DOWNDRAFT

Tornado's® Windshear™ Downdraft dries entire rooms in just minutes. Using innovative technology, it pulls warm, dry air from above and directs it 360 degrees across floors for fast, efficient results. One Downdraft can dry an average-sized room in as little as 15 minutes, eliminating the need to dry section by section.

- 6-blade precision pitched fan and 3,500 CFM for fast drying
- Variable angle operation
- Stackable up to 4 high for easy transport and space efficient storage
- Includes casters, expandable handle and built-in wheels for easy transport

SPECS	
Item #	98784
PRODUCT DIMENSIONS (LxWxH)	22" x 18" x 23"
PRODUCT WEIGHT	52 lbs
SPEEDS	2
CONSTRUCTION	Polyethylene
MOTOR (HP, Watt, Amp)	0.25 hp / 253W / 2.2 A
POWER SUPPLY	115 V / 60 Hz
DRYING POSITIONS	4
DAISY CHAIN CAPABLE	Yes

### ACCESSORIES

Items	Part #
Safety Sleeve Sign	X2501

Warranty: 1 yr Parts/10 yrs Roto/1 yr Labor



### 360° Airflow

The Downdraft pulls warmer, drier air down from the ceiling, blowing it across the entire floor for fast, complete drying.

A close-up photograph of a Tornado Jumbo Vacuum powerhead. The device is primarily black and silver, with a prominent silver cylindrical section in the middle. The word "Tornado" is partially visible on the silver section. The background is dark and out of focus, showing other parts of the vacuum system.

# JUMBO VACUUMS

---

## **EXTREME CLEANING POWER ON WHEELS.**

For industrial-size messes, Tornado Jumbo Vacuums deliver maximum cleaning strength. Choose from multiple powerhead options and electric or air motors to suit any area of your facility. With a robust wheeled cart, transporting powerful suction capabilities across job sites is easy and efficient, making tough clean-ups faster and more manageable.

## JUMBO VACUUMS



### JUMBO ELECTRIC VACUUMS SINGLE & DUAL

Tornado's Jumbo Electric External Filter Vacuums are designed to meet the rigors of heavy-duty industrial applications, with single or dual 2.25 HP powerheads mounted on a steel, rolled-top 55-gallon drum. These powerful, high CFM vacuums are effective recovering dry debris like metal shavings, sawdust, powders, and sand, and even liquids including machine and cutting oils. While most debris are recovered in the steel drum, an external poly bag is mounted on a support rod and serves as a final filter.

- Drum features an industrial gate valve for ease in emptying liquids
- Dual unit features an additional 2.25 HP powerhead and poly bag for increased airflow (up to 340 CFM) and recovery of heavier debris such as machine oil, metal shavings, and metal chips
- Highly mobile thanks to the included four-wheeled steel dolly with transport handle
- Unit also includes steel drum, rod, filter, and hose adapter
- Optional neoprene hoses also available to tackle the toughest oil recovery jobs

SPECS		
Model Item #	SE Jumbo 95954	DE Jumbo 95960
PRODUCT DIMENSIONS (LxWxH)	24" x 25" x 72"	24" x 25" x 72"
PRODUCT WEIGHT	162 lbs	182 lbs
TANK SIZE	55 gal	55 gal
TANK MATERIAL	Double Reinforced Steel	Double Reinforced Steel
DRAIN SYSTEM		Drain Valve
HORIZONTAL REACH	30'	50'
POWER CORD TYPE / LENGTH	(1) 50', 14 gauge, 3-wire SJTW, safety yellow	(2) 50', 14 gauge, 3-wire SJTW, safety yellow
NUMBER OF POWERHEADS	1	2
NUMBER OF POLY EXTERNAL FILTERS	1	2
MOTOR	2.25 hp	2.25 hp (Two)
CFM / WATERLIFT	184 (2") CFM / 51"	243 (2") - 340 (3") CFM / 51"
FILTER AREA	1874 sq. in.	1874 sq. in. (x2)

Warranty: 4 yrs Parts/2 yrs Labor



### JUMBO AIR WET-ONLY VACUUMS DUAL & QUAD

Tornado's Jumbo Air Wet-Only Vacuums, powered by compressed air, offer unmatched water lift for rapid, high-volume recovery in industrial environments that require aggressive pick-up power. Ideal for handling heavy oils, inks, sludge, and other challenging wet recovery, these units feature patented Venturi powerheads on a rugged 55-gallon drum with a four-wheel steel dolly for easy transport.

- Dual Jumbo Air Wet-Only unit comes complete with drum, two internal Venturi powerheads, and dolly. Appropriate for machine oil, heavy oil, and ink.
- Quad Air Wet Jumbo unit includes drum, four internal Venturi powerheads, and dolly. It is intended for the recovery of heavy oils and industrial sludge.
- Industrial drain valve for convenient emptying
- Liquid shut-off floats come standard on the quad unit and are an available add-on with the dual

SPECS		
Model Item #	Dual Air Wet 95961	Quad Air Wet 98450
PRODUCT DIMENSIONS (LxWxH)	24" x 25" x 52"	24" x 25" x 52"
PRODUCT WEIGHT	146 lbs	164 lbs
TANK SIZE	55 gal	55 gal
TANK MATERIAL	Double Reinforced Steel	Double Reinforced Steel
DRAIN SYSTEM	Drain Valve	Drain Valve
HORIZONTAL REACH	50'	100'
VERTICAL LIFT	25'	50'
NUMBER OF POWERHEADS	2	4
MOTOR	Venturi Power Head	Venturi Power Head
CFM / WATERLIFT	160 / 242"	258 / 200"

Warranty: 4 yrs Parts/2 yrs Labor



### JUMBO AIR VACUUMS SINGLE, DUAL, QUAD

Powered by compressed air, Tornado's Jumbo Air External Filter Vacuums deliver powerful suction for superior water lift, far outperforming traditional wet/dry vacuums. These machines are designed for simultaneous bulk recovery of wet and dry debris, with patented Venturi powerheads fitted on a 55-gallon steel drum. With no moving parts, they're spark-free and ideal for industrial settings where air power is provided.

- Single Jumbo Air (95955) - Includes drum, powerhead, filter, support rod, and dolly. Appropriate for water, cutting oil, machine oil, solvent, and powder.
- Dual Jumbo Air (95962) - Includes drum, 2 powerheads, 2 filters, 2 support rods, and dolly. Intended for recovery of heavy oil, paint stripper, sawdust, powder, sand, and general plant debris.
- Quad Jumbo Air (98451) - Includes drum, 4 powerheads, 2 filters, 2 support rods, and dolly. Suitable for heavy oils and sludges as well as shot and slag.
- Industrial drain valve for convenient emptying
- Liquid shut-off floats come standard on the quad unit and are an available add-on with the single and dual

SPECS			
Model Item #	Single Air 95955	Dual Air 95962	Quad Air 98451
PRODUCT DIMENSIONS (LxWxH)	24" x 25" x 72"	24" x 25" x 72"	24" x 25" x 72"
PRODUCT WEIGHT	143 lbs	157 lbs	190 lbs
TANK SIZE	55 gal	55 gal	55 gal
TANK MATERIAL	Double Reinforced Steel	Double Reinforced Steel	Double Reinforced Steel
DRAIN SYSTEM	Drain Valve	Drain Valve	Drain Valve
HORIZONTAL REACH	30'	50'	100'
VERTICAL LIFT	15'	25'	50'
NUMBER OF POWERHEADS	1	2	4
NUMBER OF POLY EXTERNAL FILTERS	1	2	2
MOTOR	Venturi Power Head	Venturi Power Head	Venturi Power Head
CFM / WATERLIFT	82 CFM / 242"	160 CFM / 239"	258 CFM / 200"
FILTER AREA	1874 sq. in.	1874 sq. in. (x2)	1874 sq. in. (x2)

Warranty: 4 yrs Parts/2 yrs Labor

## JUMBO VACUUMS

### REPLACEMENT PARTS AND ACCESSORIES

Items	Part #	Compatible with
External Polyester Cloth Filter Bag	90378	95954, 95955, 95960, 95962
External Polyester Cloth Filter Bag for Quad Air System	90488	98451
Support Rod for External Filter Bag	98049	95954, 95955, 95960, 95962, 98451
1-1/2 Inch Attachment Set	90637	95954, 95955
2 Inch Attachment Set	90633	95960, 95962, 98451, 95961, 98450
55 Gallon Open Head Steel Drum	95944	95954, 95960, 95955, 95962, 98451, 95961, 98450
4 Wheel Dolly for 55 Gallon Drum	98088	95954, 95960, 95955, 95962, 98451, 95961, 98450
Tray Attachment	16564	95960, 95962, 98451, 95961, 98450
Liquid Shut Off Float	90569	95954, 95960, 95955, 95962, 98451, 95961, 98450
Wet Application Muffler	90447	95954, 95955, 95960, 95962, 98451, 95961, 98450
1-1/2 Inch to 3 Inch Hose Adapter	90331	95954, 95955
1-1/2 Inch X 15 Foot Clear Urethane Hose with Cuffs	18752	95954, 95955
1-1/2 Inch X 15 Foot Neoprene Hose without Sleeve	90191	95954, 95955
2 Inch to 3 Inch Hose Adapter	90332	95960, 95962, 98451, 95961, 98450
2 Inch X 16 Foot Neoprene Hose without Sleeve	90324	95960
2 Inch X 10 Foot Polyethylene Hose with Cuffs	90312	95960, 95962, 98451, 95961, 98450
1-1/2 Inch X 14 Inch Floor Tool with Squeegee	90644	95954, 95955
1-1/2 Inch X 14 Inch Floor Tool with Fibre	90642	95954, 95955
1-1/2 Inch Round Aluminum Nozzle	90414	95954, 95955
2 Inch X 22 Inch Aluminum Floor Tool with Squeegee	90317	95960, 95962, 98451, 95961, 98450
2 Inch Aluminum Gulper Tool	90320	95960, 95962, 98451, 95961, 98450
2 Inch Double Bend Aluminum Wand	90327	95960, 95962, 98451, 95961, 98450
2 Inch Round Aluminum Nozzle	90444	95960, 95962, 98451, 95961, 98450
Wand, Wet/Dry, 2 Inch, DBL Bend Curved, Alumi-num,	90327	95960, 95962, 98451, 95961, 98450
Wet/Dry, 2 Inch, Hand Tool, Alumi-num, Round Nozzle 18 Inch	90444	95960, 95962, 98451, 95961, 98450

A close-up photograph of a black industrial cleaning tool, likely a Tornado brand product. The tool features a funnel-shaped top with a fine mesh screen. Below the funnel is a cylindrical body, and at the bottom, there is a yellow handle with a textured grip. The background is dark and out of focus.

# SPECIALTY TOOLS

---

## **SPECIALTY TOOLS, STRAIGHTFORWARD OPERATION.**

From escalator cleaners to steam cleaners, Tornado delivers simple solutions for a range of cleaning challenges. And, because our products are designed by experts in the business, you get the same great cleaning power with simple to operate controls that beginners can master with little to no training required.

## SPECIALTY UNITS



### VS4 STEAM CLEANER

The VS4 compact steam cleaner delivers powerful, effective sanitization with 87 PSI steam pressure, ideal for tackling dirt and stains in tight spaces. Its adjustable steam volume and VapoHydro function allow precise water-steam control to adapt to any cleaning task. With a refillable water tank and rapid heating, the VS4 ensures continuous, uninterrupted cleaning performance.

- Delivers hygienic cleaning without the use of harsh chemicals.
- Power cord and accessories are stored on-board the unit
- Effectively cleans showers, medical equipment, kitchen fixtures, and more
- A handle and transport wheels make the unit mobile from job to job

#### SPECS

Item #	97102
PRODUCT DIMENSIONS (LxWxH)	18.5"x12.5"x11"
PRODUCT WEIGHT	17.6 lbs
CAPACITY - STEAM TANK	0.6 gal
CAPACITY - RESERVE TANK	0.5 gal
POWER	120 V
MAX PRESSURE	87 psi
MAX TEMPERATURE	293° F
STEAM QUANTITY	75 gpm
APPROVALS	cCSAus

#### ACCESSORIES

Items	Part #
Plastic Wallpaper Stripper Tool	K28630620
Squeegee Tool	K28630250
Trolley w/ Tool Basket	K69622390

Warranty: 2 yrs Parts/2 yrs Labor



### Convenience

Power cord and accessories are stored on-board the unit.



### Versatile Cleaning

Unit includes steam gun, floor tool, hand nozzle, detail nozzles, brush set, and extension tubes.



### Continuous Fill Feature

The control panel allows for easy refilling and steam control.

## SPECIALTY UNITS



### Superior Cleaning

Efficiently cleans escalator treads, ensuring a spotless and safe ride for pedestrians.

### BR 460 ESC ESCALATOR CLEANER

The BR 460 ESC Escalator Cleaner ensures quick, thorough cleaning with an easy to operate design. Featuring powerful rotating brushes to loosen dirt and grime and integrated twin vacuum motors to ensure debris is moved off treads and into the vacuum bag, this specialty unit delivers escalators that are clean and safe for guests.

- Automatic brush height adjustment for uniform performance
- Perfect for airports, shopping malls, retail stores, hotels and subway stations
- Simple operation and compact storage
- Unit includes set of standard brushes (05-4096-0000) and 10 pack of bags

#### SPECS

Item #	96180
PRODUCT DIMENSIONS (LxWxH)	38"x18"x9"
PRODUCT WEIGHT	97 lbs
CLEANING PATH	18"
PRODUCTIVITY (24" - 36" stair)	1,800 stairs/hr
PRODUCTIVITY (36"+ stair)	1,200 stairs/hr
BRUSH SPEED	290 RPM
CAPACITY	1.3 gal
MOTOR	.3 hp
VOLTAGE	120 V
APPROVALS	cETLus

#### REPLACEMENTS

Items	Part #
Nylon Brush Set (left & right)	05-4096-0000

#### ACCESSORIES

Items	Part #
Paper Collection Bags (10 Pack)	02-4372-0000
Tynex Brush Set (left & right)	90081

Warranty: 2 yrs Parts/2 yrs Labor



### Twin Vacuum Motors

The unit features twin vacuum motors which instantly suck up the dirt, leaving the escalator surface clean and ready for use.



### Disposable Bags

Easy-to-change disposable bags for hassle-free maintenance



# PADS BRUSHES CHEMICALS

---

## **RIGHT TOOL. RIGHT RESULTS. EVERY TIME.**

When it comes to commercial floor care, details matter. Whether you're scrubbing, stripping, polishing, or maintaining, having the right accessories makes all the difference. Our full line of professional-grade pads, brushes, and cleaning chemicals is designed to match your machines—and your mission.

<b>PADS</b>				
Part #	Description	Size	Models fit	Case Qty
WT0513	White Polish Pad	13"	99414, TS530-W26-U	5cs
RD0513	Red Spray Buffing Pad	13"	99414, TS530-W26-U	5cs
BL0513	Blue Clean/ Spray Cleaner Pad	13"	99414, TS530-W26-U	5cs
GR0513	Green Scrubbing Pad	13"	99414, TS530-W26-U	5cs
BK0513	Black Stripping Pad	13"	99414, TS530-W26-U	5cs
BH0513	Heavy Duty Black Stripping Pad	13"	99414, TS530-W26-U	5cs
DM0513	Dominator Pad	13"	99414, TS530-W26-U	5cs
WT0514	White Polish Pad	14"	99786, TS560-W28-U	5cs
RD0514	Red Spray Buffing Pad	14"	99786, TS560-W28-U	5cs
BL0514	Blue Clean/ Spray Cleaner Pad	14"	99786, TS560-W28-U	5cs
GR0514	Green Scrubbing Pad	14"	99786, TS560-W28-U	5cs
BK0514	Black Stripping Pad	14"	99786, TS560-W28-U	5cs
BH0514	Heavy Duty Black Stripping Pad	14"	99786, TS560-W28-U	5cs
DM0514	Dominator Pad	14"	99786, TS560-W28-U	5cs
WT0515	White Polish Pad	15"	TS530-W30-U	5cs
RD0515	Red Spray Buffing Pad	15"	TS530-W30-U	5cs
BL0515	Blue Clean/ Spray Cleaner Pad	15"	TS530-W30-U	5cs
GR0515	Green Scrubbing Pad	15"	TS530-W30-U	5cs
BK0515	Black Stripping Pad	15"	TS530-W30-U	5cs
BH0515	Heavy Duty Black Stripping Pad	15"	TS530-W30-U	5cs
DM0515	Dominator Pad	15"	TS530-W30-U	5cs
WT0517	White Polish Pad	17"	99617, 99780, 97590, 97562B, 98476, 98494	5cs
RD0517	Red Spray Buffing Pad	17"	99617, 99780, 97590, 97562B, 98476, 98494	5cs
BL0517	Blue Clean/ Spray Cleaner Pad	17"	99617, 99780, 97590, 97562B, 98476, 98494	5cs
GR0517	Green Scrubbing Pad	17"	99617, 99780, 97590, 97562B, 98476	5cs
BK0517	Black Stripping Pad	17"	99617, 99780, 97590, 97562B, 98476	5cs
BH0517	Heavy Duty Black Stripping Pad	17"	99617, 99780, 97590, 97562B, 98476	5cs
DM0517	Dominator Pad	17"	99617, 99780, 97590, 97562B, 98476	5cs
WT0520	White Polish Pad	20"	TS120-S45-U, TS120-S53-U, TS120-S59-U, 97595, 97564B, 98484, 98482B, 98486	5cs
RD0520	Red Spray Buffing Pad	20"	TS120-S45-U, TS120-S53-U, TS120-S59-U, 97595, 97564B, 98484, 98482B, 98486	5cs
BL0520	Blue Clean/ Spray Cleaner Pad	20"	TS120-S45-U, TS120-S53-U, TS120-S59-U, 97595, 97564B, 98484, 98482B, 98486	5cs
GR0520	Green Scrubbing Pad	20"	TS120-S45-U, TS120-S53-U, TS120-S59-U, 97595, 97564B, 98484	5cs
BK0520	Black Stripping Pad	20"	TS120-S45-U, TS120-S53-U, TS120-S59-U, 97595, 97564B, 98484	5cs
BH0520	Heavy Duty Black Stripping Pad	20"	TS120-S45-U, TS120-S53-U, TS120-S59-U, 97595, 97564B, 98484	5cs
DM0520	Dominator Pad	20"	TS120-S45-U, TS120-S53-U, TS120-S59-U, 97595, 97564B, 98484	5cs

<b>ORBITAL PADS</b>				
Part #	Description	Size	Models fit	Case Qty
WT0513	80 Grit Sanding Screen	14" x 20"	SS80ORB	10cs
RD0513	White Polish Pad	14" x 20"	WT1420	5cs
BL0513	White Melamine Pad	14" x 20"	WS1420	5cs
GR0513	Red Spray Buffing Pad	14" x 20"	RD1420	5cs
BK0513	Grout Cleaner Pad	14" x 20"	GR1420	5cs
BH0513	Blue Cleaner Pad	14" x 20"	BL1420	5cs
DM0513	Black Stripping Pad	14" x 20"	BK1420	5cs
WT0514	Maroon Eco Prep Pad	14" x 20"	ECO1420	10cs
RD0514	Blue Cleaner Pad	14" x 28"	BL1428	5cs
BL0514	Black Stripping Pad	14" x 28"	BK1428	5cs
GR0514	Red Spray Buffing Pad	14" x 28"	RD1428	5cs
BK0514	Black Stripping Pad	14"	99786, TS560-W28-U	5cs
BH0514	Heavy Duty Black Stripping Pad	14"	99786, TS560-W28-U	5cs
DM0514	Dominator Pad	14"	99786, TS560-W28-U	5cs
WT0515	White Polish Pad	15"	TS530-W30-U	5cs
RD0515	Red Spray Buffing Pad	15"	TS530-W30-U	5cs

<b>BURNISHING PADS</b>				
Part #	Description	Size	Models fit	Case Qty
LL0517	Luster Lite Burnishing Pad	17"	98494	5cs
PK0517	Porko Burnishing Pad	17"	98494	5cs
PP0520	Porko Plus Burnishing Pad	17"	98494	5cs
IB0517	Image Beige Burnishing Pad	17"	98494	5cs
CB0517	Combo Burnishing Pad	17"	98494	5cs
LL0519	Luster Lite Burnishing Pad	19"	98482B, 98486	5cs
PK0519	Porko Burnishing Pad	19"	98482B, 98486	5cs
IB0519	Image Beige Burnishing Pad	19"	98482B, 98486	5cs
CB0519	Combo Burnishing Pad	19"	98482B, 98486	5cs
PP0520	Porko Plus Burnishing Pad	20"	98482B, 98486	5cs

<b>PAD DRIVERS</b>			
Part #	Description	Size	Models fit
TL16	Trilok 16 Pad Driver w/ Built In Clutch Plate	16"	97590, 98476, 97562B
TL19	Trilok 19 Pad Driver w/ Built In Clutch Plate	19"	97595, 97564B
DS17	Dual Speed Pad Driver w/ Riser & Clutch Plate	17"	98476
DS20	Dual Speed Pad Driver w/ Riser & Clutch Plate	20"	98484
X8862	Flexible Pad Driver	20"	98482B, 98486
SB15M	Economy Sanding Block w/ Riser & UP2P Clutch Plate	15"	97590, 97562B, 98476
SB16M	Economy Sanding Block w/ Riser & UP2P Clutch Plate	16"	97590, 97562B, 98476
SB17M	Economy Sanding Block w/ Riser & UP2P Clutch Plate	17"	97590, 97562B, 98476
SB19M	Economy Sanding Block w/ Riser & UP2P Clutch Plate	19"	97595, 97564B, 98484
SWD17	Heavy Duty Wooden Sandpaper Block w/ Riser & Clutch Plate	17"	97590, 97562B, 98476
SWD19	Heavy Duty Wooden Sandpaper Block w/ Riser & Clutch Plate	19"	97595, 97564B, 98484

<b>BRUSHES</b>			
Part #	Brushes	Size	Models fit
48903020	White Scrub Brush, 0.6MM Bristle	13"	99414, TS530-W26-U
48903010	White Poly Brush, 03MM Bristle	13"	99414, TS530-W26-U
48903030	Tile & Grout Brush 0.9MM Bristle	13"	99414, TS530-W26-U
48903050	Amber 5 Mix Bristle Brush	13"	99414, TS530-W26-U
SF215M	Carpet Nylon Showerfeed Brush	13"	97590, 98476, 97562B
SN215M	Soft Nylon Brush	15"	97590, 98476, 97562B
MN215M	Medium Nylon Brush	15"	97590, 98476, 97562B
HP215M	Hard Polypropylene Brush	15"	97590, 98476, 97562B
MG215M	Medium Grit Brush	15"	97590, 98476, 97562B
48903120	Scrub Brush 0.6MM Bristle	15"	99617, 99780, 97590, 97562B, 98476, 98494
48903130	Poly Scrub Brush 0.9MM Bristle	17"	99617, 99780, 97590, 97562B, 98476, 98494
48903150	5 Mix Scrub Brush	17"	99617, 99780, 97590, 97562B, 98476, 98494
48903140	Tynex Scrub Brush	17"	99617, 99780, 97590, 97562B, 98476, 98494
SF218M	Carpet Nylon Showerfeed Brush	17"	97595, 98484, 97564B
SN218M	Soft Nylon Brush	17"	97595, 98484, 97564B
MN218M	Medium Nylon Brush	18"	97595, 98484, 97564B
HP218M	Hard Polypropylene Brush	18"	97595, 98484, 97564B
MG218M	Medium Grit Brush	18"	97595, 98484, 97564B

<b>CHEMICALS</b>				
Description	Part #	Size	Case Qty	Models used with
Hard Surface Cleaner and Disinfectant	RKDF	Gallon	2	Touchless Cleaner, All Scrubbers and Floor Machines
Hard Surface Cleaner and Degreaser	RKPD	Gallon	4	Touchless Cleaner, All Scrubbers and Floor Machines
Tile and Stone Cleaner	RKTS	Gallon	4	Touchless Cleaner, All Scrubbers and Floor Machines
Hard Surface Acid Substitute	RKHA	Gallon	4	Touchless Cleaner, All Scrubbers and Floor Machines
Hard Surface Neutral Cleaner	RKNF-1	Gallon	4	Touchless Cleaner, All Scrubbers and Floor Machines
Hard Surface Industrial Cleaner	RKLF-1	Gallon	4	Touchless Cleaner, All Scrubbers and Floor Machines
Defoaming Chemical for Liquid Recovery	3AE003	Gallon	4	Touchless Cleaner, All Scrubbers, Floor Machines, and Extractors
Perform-All Low Foam Multi-Surface Cleaner	3CK002	Half-Gallon	4	All Extractors
Aero-Kleen Soft-Floor Cleaner	3BV003	Gallon	4	All Extractors
OZ Clean Low Foam Multi-Surface Cleaner	3CB003	Gallon	4	All Extractors

<b>CFR CHEMICALS</b>				
Description	Part #	Size	Case Qty	Models used with
CFR Reclaim Cleaner Multi-Surface Cleaner	3AN003	Gallon	4	All Extractors
CFR Excell Heavy-Duty Cleaner	3BL003	Gallon	4	All Extractors
CFR A Excell Sensitive Soft Floor Cleaner	3BM003	Gallon	4	All Extractors
CFR Fresh Air Carpet Deodorizer 30	3AR003	Gallon	4	All Extractors
CFR Tropical Mango Carpet Deodorizer 40	3AS003	Gallon	4	All Extractors
CFR Shut-Out In-Tank Stain Resistor	3BS003	Gallon	4	All Extractors
CFR Water Based Stain Remover	3AH003	Gallon	4	All Extractors
CFR Enzyme Remover Cleaning Solution	3AD003	Gallon	4	All Extractors
CFR All-Purpose Spot Solution	3BZ003	Gallon	4	All Extractors
ECO ALL Purpose CFR Green Cleaning Spot Solution	3BZ003-ECO	Gallon	4	All Extractors
ECO Defoam CFR Green Cleaning Solution	3AE002-ECO	Quart	6	All Extractors
ECO Excell CFR Green Cleaning Carpet Solution	3BL003-ECO	Gallon	4	All Extractors
ECO Reclaim CFR Green Cleaning Carpet Solution	3AN003-ECO	Gallon	4	All Extractors
CFR Anti-Browning Treatment	3AB003	Gallon	4	All Extractors
CFR #1 Super-Solv Spotting Chemical	3AC001	Pint	12	All Extractors
CFR #1 Super-Solv Spotting Chemical	3AC003	Gallon	4	All Extractors
CFR #4 Enz-Out Enzyme Remover	3AD001	Pint	12	All Extractors
CFR #4 Enz-Out Enzyme Remover	3AD003	Gallon	4	All Extractors
Defoam CFR Cleaning Solution	3AE003G	Gallon	1	All Extractors
CFR #2 Pop-Out Spotter/Destainer	3AH001	Pint	12	All Extractors
CFR #2 Pop-Out Spotter/Destainer	3AH003	Gallon	4	All Extractors
CFR #3 BW Stain Away Spotter/Destainer	3AI001	Pint	12	All Extractors
CFR #3 BW Stain Away Spotter/Destainer	3AI003	Gallon	4	All Extractors
Enz-Soil One CFR Enzyme Cleaning Powder	3BK002	10-lb Pail	1	All Extractors
Enz-Soil One CFR Enzyme Cleaning Powder	3BK005	Case of 10	2	All Extractors
Perform-All Plus CFR Carpet Cleaning and Prespray	3ZJ003	Gallon	4	All Extractors



**TORNAOVAC.COM | 1.800.VACUUMS**